

Planters' Choice, LLC Nurserymen

**140 Huntingtown Rd.
Newtown, CT 06470**
(203) 426-4037
Fax (203) 426-8057
CT only (800) 782-4698

**496 Bunker Hill Rd.
Watertown, CT 06795**
(860) 945-6588
Fax (860) 945-9282
CT only (888) 782-4698

www.planterschoice.com

WHOLESALE PRICE AND REFERENCE GUIDE - 2013 -

— NURSERY HOURS — *Open Year Round*

March 18th to June 22th
Monday through Saturday — 7:00 a.m. to 4:30 p.m.
(First full Saturday is 3/23/13)

June 24th to November 16th
Monday through Friday — 7:00 a.m. to 4:30 p.m.
Saturday — 7:00 a.m. to 1:00 p.m.
(First 1 PM Saturday is 6/29/13)

November 18th to Mid-March
Monday through Friday — 8:00 a.m. to 4:30 p.m.
Closed Saturdays and Sundays

*WE WILL ONLY LOAD ORDERS DURING THE
HOURS LISTED ABOVE*

**PRODUCT AVAILABILITY AND PRICES ARE SUBJECT TO CHANGE
WITHOUT NOTICE**

MEMBERS OF:



— **CONDITIONS OF SALES** —

Retail customers are not permitted in the yard. We are a wholesale establishment and sell only to the trade. Contractors, architects, and landscapers **must accompany their customers** into the yard. For their safety, children are not permitted in the sales yard and pets must remain in a vehicle or on a leash.

— **TERMS OF PAYMENT** —

C.O.D. sales receive a 4% discount on \$100.00 minimum orders (Cash & Carry yard sales only). **Discounts do not apply to third party personal checks.** Due to labor intensity of preparing deliveries, no C.O.D. discounts will be allowed. Established accounts receive 2% 10 day terms if paid by cash or check (credit card payments are not eligible) and net 30 day terms. An interest charge of 1.5% per month or 18% per year will be charged to all past due accounts over 30 days. Returned Check Policy: a \$25.00 charge plus repayment of any discounts given. Sales tax will be charged unless a current Sales and Use Tax Exemption Certificate is on file in our office.

— **GUARANTEE** —

We guarantee to sell healthy, true-to-name stock. We give no warranty as to continued life of any nursery stock sold at wholesale. Complaints to be considered **must be given within 5 days of purchase**. Under no circumstances will we be liable for any sum greater than the amount originally received for the stock. Customers must supply their own tarps or truck covers to prevent drying out of the plant material during transportation. We will not consider claims made on improperly handled or covered material.

— **RETURN POLICY** —

All returns **must be made within 5 days of purchase and will be subject to a 20% restocking fee.** Returns are accepted at our discretion. Planters' Choice is under no obligation to accept any returns if they are not in original condition or packaging. **There will be no returns of Boxwood or Pachysandra accepted.**

— **TAGGING** —

Orders tagged or pulled for pick-up **will be held for 7 days** from initial request. Tagged materials will be promptly returned to stock if unclaimed after holding period ends.

— **DELIVERY** —

Delivery service is available within the northeast. We also offer direct ship and trailer loads from our growers and farms at special pricing. Please inquire for delivery rates or to schedule a delivery. 4% C.O.D. discount is not valid on deliveries. **A representative of your company must be on site, with adequate labor and/or equipment, to accept delivery.**

— **PLANTERS' CHOICE GROWN** —

Look for the **PC** Planters' Choice Grown symbol. Here at Planters' Choice we grow a variety of materials on our farms, by cuttings, bare root liners and container shifts. These northern grown plants are cold hardy and well adapted for this area. The **PC** symbol indicates that a predominance of that material is grown in our facilities in order to offer the best availability at competitive prices.

New — **NEW ITEMS** — *New*

We are proud to introduce several new varieties and cultivars to our customers this season. You will find these items highlighted through out this catalog.

 — **DEER RESISTANT** — 

Throughout our catalog we have highlighted plants that are known to be deer resistant. While we call these plants deer resistant, browsing by deer may change with lack of natural foods, plant age and growth stage. We make no claim that these plants are completely deer proof. Please see our "Plants for Various Purposes" section located in the back of our catalog for more information.

N — **NATIVE PLANTS** — **N**

We have also highlighted plants that are native to the Northeast and Eastern US. This includes plants known to be native to all of New England, New York, New Jersey and Pennsylvania. Please pick up our brochure on Native Plants at one of our offices.

○ - **SUN** ● - **PART SHADE** ● - **SHADE**

Look for these symbols to identify the best growing conditions or light requirements of a particular plant.

— **QUOTES** —

Send us your bids, plant lists, or plans and we will happily provide availability and pricing. We can even provide pricing for the following year. In the event that plants are unavailable we will provide suggestions for substitutions. We strive to provide quotes within 48 hours. Fax, call or email your requests to info@planterschoice.com.

— **SPECIAL ORDERS** —

Plant material that we offer is not limited to items listed in our catalog. Please inquire about special orders, which will require a 50% deposit before processing.

— USDA HARDINESS ZONES —

The USDA Plant Hardiness Zones divide North America into 11 hardiness zones. Zone 1 being the coldest and Zone 11 the warmest. The average annual minimum temperature defines these zones. Each zone is separated by a 10° difference and split into subcategories of Zones *a* and *b* with *a* being the lower temperature. Hardiness Zones should be used as a guide but not a limiting factor in plant selection. Some plants may be vegetatively hardy but not flower bud hardy in indicated Zones. This chart doesn't advise plant heat tolerance, soil quality or environmental conditions. See the United States National Arboretum website for the official USDA Plant Hardiness Zone Map.

Zone	Fahrenheit
3a	-40 to -35° F
3b	-35 to -30° F
4a	-30 to -25° F
4b	-25 to -20° F
5a	-20 to -15° F
5b	-15 to -10° F
6a	-10 to -5° F
6b	-5 to 0° F
7a	0 to 5° F

**RECOMMENDED GROUND COVER
SPACING GUIDE**

Spacing (on center)	Plants per 100 sq ft.
4"	900
6"	400
8"	225
10"	150
12"	100
15"	65
18"	45
24"	25
36"	10

**MULCH COVERAGE
GUIDE**

Depth (in inches)	Multiplier
1"	.08
2"	.16
3"	.25
4"	.33
5"	.43
6"	.5
Length x Width x (multiplier) = Cubic Feet ▼ Cubic Feet / 27 = Cubic Yards	
100 sq. ft. @ 2" = 6 bags (3 cu. ft. bags)	
100 sq. ft. @ 3" = 12 bags (3 cu. ft. bags)	

Table of Contents

Nursery Stock.....	1-76
Ferns.....	77-78
Bamboo.....	78
Grasses.....	79-83
Groundcovers.....	84-86
Perennials.....	87-117
Hard Goods.....	118-130
Animal Repellants.....	118
Burlap.....	130
Clearspray (Latex spreader-sticker).....	118
Damoil (Dormant & summer spray oil).....	118
Deer Fencing.....	129
Edging.....	119
Fertilizers.....	122-123
Fertilizers w/ Pest & Weed Control.....	124-125
Fungicides.....	123
Gloves.....	130
Grass Seed.....	126
Hay.....	121
Lime.....	120
Manure.....	120
Mulch.....	120
Nursery Carts.....	121
Penn Mulch.....	121
Sod.....	127
Soil Amendments.....	120
Sprayers & Spreaders.....	121
Spreader-sticker.....	118
Topsoil.....	120
Tree Staking products.....	128
Truck Covers.....	128
Weed Mat & Erosion Control.....	130
Wheelbarrow.....	121
Wildflower & Utility Seed Mixes.....	127
Wilt-Pruf.....	118


Notes:

(ABE) Abelia (Glossy Abelia) ○● Deciduous shrub with small glossy leaves, blooms from late spring into early fall. Zones 6-9

(GEG) **A. x grandiflora ‘Edward Goucher’**: Pink flowers. Not as cold hardy as *Abelia x grandiflora*. 4-5’H&W

(LIR) **A. x g. ‘Little Richard’**: A white flowering dwarf. 3’H&W
3 gal.

(ABI) Abies (Fir) ○●

(BPH) **A. balsamea phanerolepis** (Balsam, Canaan Fir):  Slower growing evergreen with shiny dark green needles. More shade and wet tolerant than other firs. 45-75’H x 20-25’W Zones 3-6

6’/7’ B&B

7’/8’ B&B

8’/10’ B&B

Please call for availability & pricing of other sizes

(CNC) **A. concolor** (Concolor / White Fir): Bluish-green foliage. Considered one of the best Firs for the east coast. 50-75’H x 20-30’W Zones 4-7

5’/6’ B&B

6’/7’ B&B

7’/8’ B&B

8’/10’ B&B

Please call for availability & pricing of other sizes

(KHS) **A. koreana ‘Silberlocke’** (Horstmann’s Silberlocke Korean Fir): A slow growing compact tree with irregular branching and showy cones. Needles twist to show their silver-blue underside. 15’H Zones 5-7

30-36” B&B

see Page 53 for Douglas Fir (Pseudotsuga menziesii)

“Trees can be a stimulus to economic development, attracting new business and tourism. Commercial retail areas are more attractive to shoppers, apartments rent more quickly, tenants stay longer, and space in a wooded setting is more valuable to sell or rent.”

-The Arbor Day Foundation

(ACE) Acer (Maple)

(CMS) **A. campestre** (Hedge Maple): ○● Dense, rounded tree with late yellow fall color. Can be pruned as desired for a hedge, small lawn specimen or street tree. 35'H x 30'W Zones 5-8

PC 2"-2.5" B&B
 PC 2.5"-3" B&B

(GRI) **A. griseum** (Paperbark Maple): ○● A superb specimen tree with beautiful exfoliating bark and red fall color. 20-30'H Zones 5-8

2.5"-3" B&B
 3"-3.5" B&B

Please call for availability & pricing of other sizes

(ACE) Acer palmatum (Japanese Maple) ○●  Zone 5-7

- (PAB) **A. p. 'Bloodgood'**: Upright with rounded head. Excellent deep reddish-purple leaf color retention and cold hardiness. 20-25' H&W
- (PBT) **A. p. 'Butterfly'**: Upright, vase shaped. Variegated leaves emerge with pink margins that fade to a creamy white. 12-15' H x 8-10' W
- (PEM) **A. p. 'Emperor I'**: Deep red foliage holds up well in heat. Faster growing than 'Bloodgood', leaves emerge later in spring. 15-20' H&W
- (PSK) **A. p. 'Sango Kaku'** (Coral Bark Maple): Green leaves on bright red young stems. Yellow with red tones in the fall. 25'H Zone 5-6
- (PSH) **A. p. 'Shishigashira'** (Lion's Head Maple): Tightly bunched crinkled/curled green leaves. Slow growing, orange fall color. 7-15'H
 7 gal.
 6'/7' B&B
 7'/8' B&B
 8'/10' B&B

Not all varieties available in all sizes
Please call for availability & pricing of other sizes

“In one study, 83% of realtors believe that mature trees have a ‘strong or moderate impact’ on the salability of homes listed for under \$150,000; on homes over \$250,000, this perception increases to 98%.”
-Arbor National Mortgage & American Forests

(ACE) Acer palmatum dissectum (Dwarf Lace Leaf Japanese Maple) ○○  Weeping / Cascading unless noted otherwise. Zones 5-9

- (DCQ) **A. p. d. 'Crimson Queen'**: Red dissected leaves on handsome weeping branches. 8-10'H x 12'W
- (DOR) **A. p. d. 'Orangeola'**: Graceful cascading branches. New growth is orange-red which fades to greenish-red in the summer and back to orange-red in the fall. Does better in full sun than others. 10'H x 8'W
- (DSR) **A. p. d. 'Red Select'** ('Inaba Shidare'): Upright cascading habit with rich purple-red color on more intricate foliage. 8-10'H&W
- (DRD) **A. p. d. 'Red Dragon'**: Cherry red new growth becomes dark burgundy with age. Resistant to leaf scorch and holds its color well. 6-8'H&W
- (DTA) **A. p. d. 'Tamukeyama'**: Purple-red foliage with a cascading habit. Red fall color. One of the oldest cultivars available. 8-10'H&W
- (DVI) **A. p. d. 'Viridis'**: A mounded form with bright green foliage and orange-gold fall foliage. 8-10'H x 12'W

- 5 gal.
- 7 gal.
- 10 gal.
- 15 gal.
- 20" Box Specimen
- 24" Box Specimen
- 24"-30" B&B
- 30"-36" B&B
- 36"-42" B&B
- 42"-48" B&B
- 4'5" B&B

Not all varieties available in all sizes

Please call for availability & pricing of other sizes

(ACE) Acer platanoides (Norway Maple) ○

- (PCK) **A. p. 'Crimson King'** (Crimson King Maple): Leaves emerge a bright crimson and deepen to a maroon-purple. 40-50'H&W Zones 3-7
- 2"-2.5" B&B
- 2.5"-3" B&B
- 3"-3.5" B&B

(ACE) Acer rubrum (Red or Swamp Maple) ○● N Zones 3-9

(RUB) **A. rubrum**: One of the most common and widespread deciduous trees of eastern North America. Adaptable/tolerant of many conditions, but prefers moist, acidic soils. Medium to large tree growing to 40-75'.
PC 3 gal. Remediation

(RAF) **A. r. 'Autumn Flame'**: Rounded form with smaller leaves than the species. Excellent early red fall color. 50-60'H&W

(RAU) **A. r. 'Autumn Radiance'**: A cross between 'October Glory' & 'Red Sunset' with a dense habit. Early fall color. 35-40' H&W Zones 4-8

(ROC) **A. r. 'October Glory'**: Oval-rounded form. Reddish-orange fall color develops later than others. 40-50'H&W

(RRS) **A. r. 'Red Sunset'**: Rounded / pyramidal form with excellent orange to red fall color. Better cold hardiness than others. 45-50'H x 35-40'W

PC 1"-1.25" 15 gal.

Only 'Autumn Flame' available in 15 gal.

PC 1.5"-2" B&B

PC 2"-2.5" B&B

PC 2.5"-3" B&B

PC 3"-3.5" B&B

PC 3.5"-4" B&B

PC 4"-4.5" B&B

PC 4.5"-5" B&B

Not all varieties available in all sizes

Please call for availability & pricing of other sizes

(ACE) Acer x freemanii Hybrids (Maple Hybrids) ○● These are crosses between Acer rubrum and Acer saccharinum (Silver Maple). Zones 3-9

(RAR) **A. x freemanii 'Armstrong'**: A fast growing, fastigate form. Leaves more closely resemble a Silver Maple than a Red. 50-70'H x 15'W

PC 2"-2.5" B&B

PC 2.5"-3" B&B

PC 3"-3.5" B&B

continued on next page

**Look for Planters' Choice grown materials marked PC
 Growing lets us offer excellent pricing and availability**

(ACE) Acer x freemanii Hybrids

Continued

(RAB) **A. x f. 'Autumn Blaze'**: A dense oval habit with orange fall color, which lasts longer than other maples. Fast growing and more drought tolerant than *Acer rubrum*. 50'H x 35'W

- PC 2"-2.5" B&B
- PC 2.5"-3" B&B
- PC 3"-3.5" B&B
- PC 3.5"-4" B&B
- PC 4"-4.5" B&B

(ACE) Acer saccharum (Sugar Maple) ○○ N Excellent large shade or lawn tree with a beautiful fall color and form. Zones 4-8

(SCO) **A. s. 'Commemoration'**: Oval habit with a dense canopy. Golden fall color shows earlier than the species. Fast growing. 50'H x 35'W

(SGM) **A. s. 'Green Mountain'**: Upright-oval habit with dark green leaves which turn orange-red in fall. Good drought and leaf scorch resistance. The standard for comparison of sugar maples. 45'H x 35'W

(SFF) **A. s. 'Fall Fiesta'**: Upright, rounded habit with a range of fall colors. Faster growing than most other sugars. 50-60'H x 45'W Zones 4-7

- PC 1"-1.25" 15 gal.

Only 'Fall Fiesta' available in 15 gal.

- PC 1.5"-2" B&B
- PC 2"-2.5" B&B
- PC 2.5"-3" B&B
- PC 3"-3.5" B&B
- PC 3.5"-4" B&B
- PC 4"-4.5" B&B

Not all varieties available in all sizes

Please call for availability & pricing of other sizes

(AES) Aesculus (Horsechestnut, Buckeye) ○○

(PRV) **A. parviflora** (Bottlebrush Buckeye): N Spreading multi-stem medium shrub with long white bottlebrush like flowers in midsummer. Excellent for massing or as a specimen shrub. 8-12'H x 8-15'W Zones 4-8

- PC 3 gal.
- PC 10 gal.
- PC 15 gal.

continued on next page

(AES) Aesculus (Horsechestnut, Buckeye) ○● Continued

- (OCT) **A. octandra (A. flava)** (Yellow Buckeye): **N** A great tree for lawns and open spaces. Yellow flowers in May and orange fall color. 60-75'H
- (CBR) **A. x carnea 'Briotii'** (Red Horsechestnut): A mid-sized shade tree with deep red flower panicles in late spring. 30-40'H Zones 4-7
- (FTM) **A. x carnea 'Ft. McNair'** (Pink Horsechestnut): Similar to 'Briotii' but has pink flowers with yellow throats. 30-40'H Zones 4-7
 PC 15 gal.

(ALU) Alnus (Alder) ○●

- (INC) **A. incana ssp. rugosa** (Speckled Alder): **N** A multi-stemmed shrub or small tree. Excellent for wetland remediation. 15-25'H Zones 3-6
 PC 2 gal.

(AME) Amelanchier (Serviceberry) ○●● Used in wetland remediation or as a specimen tree (single stem / clump). White flowers emerge early spring. Fruit is edible. 20-25'H Zones 4-8

- (CAN) **A. canadensis** (Shadblow Serviceberry): **N** An erect shrub, which will spread by suckers at the base. Occurs naturally in moist areas.
- (LBA) **A. lamarckii** (Lamarcki Serviceberry): **N** More compact than *A. canadensis* or *A. laevis* (Allegheny Serviceberry). 12-15'H&W
- (BRI) **A. x grandiflora 'Autumn Brilliance'**: Profuse flowers and persistent foliage that turns red in fall. *(Not available in 3 or 6 gallon)*
- | | | |
|----|---------|-------------|
| PC | 3 gal. | remediation |
| PC | 6 gal. | remediation |
| PC | 10 gal. | clump |
| | 3"-3.5" | B&B single |
| | 6'/7' | B&B clump |
| | 7'/8' | B&B clump |
| | 8'/10' | B&B clump |
| | 10'/12' | B&B clump |

Not all varieties available in all sizes

(AUK) Arctostaphylos (Bearberry) See Groundcovers on pages 86-88

To sign up for our weekly email list and receive sales, specials and new nursery stock updates, send an email to info@planterschoice.com

(ARO) Aronia (Chokeberry) ○● N Multi-stemmed shrub, tolerant of wet or dry soils. Flowers mid-late spring. Good for wetland remediation.

(ABR) **A. arbutifolia 'Brilliantissima'** (Red Chokeberry): Lustrous dark green leaves turn scarlet red in fall. Heavier production of flowers and glossy red berries than the species. 6-9'H x 3-5'W Zones 4-8

(MEL) **A. melanocarpa** (Black Chokeberry): Similar to *A. arbutifolia* but produces jet-black fruit. Red fall color. 4-7'H x 3-5'W Zones 3-8
PC 2 gal.

(AZE) Azalea – Deciduous ○● Zone 5

(FRA) **A. 'Fragrant Star'**: ^{New} Extremely fragrant, large white blooms and heat tolerant, bluish-green foliage. 4'H&W

(GIR) **A. 'Gibraltar'**: Vivid orange-red blooms with ruffled petals on an upright shrub. 5'H (10 years)

(KLD) **A. 'Klondyke'**: A wide upright shrub with large, vivid golden-yellow blooms. Bronze fall color. 8'H (10 years)

(LOL) **A. 'Lollipop'**: Fragrant, late blooms of pink flowers with a yellow blotch. Reddish-orange fall color. 4'H (10 years)

(NWL) **A. 'Northern White Lights'**: A rounded plant with large, white, fragrant flowers with a slight yellow blotch emerge from faint pink buds in late-midseason. 5'H&W Zone 3

(PSV) **A. 'Pennsylvania'**: Delicate pink blooms with an orange eye and a sweet fruity fragrance. 5'H (10 years)

(LEM) **A. 'Weston's Lemon Drop'**: ^{New} Lemon scented yellow blooms in early -midsummer. Glossy foliage turns dark red in fall. 4'H&W Zone 4

(WIN) **A. 'Weston's Innocence'**: ^{New} Very fragrant white blooms in early-mid summer on a wide growing, mounded plant. 3'H&W Zone 4
PC 3 gal.

(MCP) **A. mucronulatum 'Cornell Pink'**: An upright shrub with early clear pink blooms. Late fall color is orange to red. 4-8'H&W Zones 4-7
PC 2 gal.

(SCH) **A. schlippenbachii (Royal Azalea)**: An upright-rounded shrub with pale to rose-pink blooms in early to mid-May. 6-8'H&W Zones 4-6

(VIS) **A. viscosum** (Swamp Azalea): N Spicy, clove scented white flowers and red fall foliage. Prefers moist, swampy areas. Salt tolerant. 3-8'H
PC 1 gal. *A. viscosum only*
PC 3 gal.

(AZA) Azalea - Specialty Evergreen ○●

- (KUP) A. **kiusianum**: Dwarf, small lavender-pink flowers, May-June. 2-3'
 (KUW) A. k. **'Alba'**: Dwarf, small white flowers, May-June. 2-3'
 (KOM) A. k. **'Komo-Kulshan'**: Dwarf, small rose-pink flowers, May-June.
 (BXB) A. **'Bixby'**: Dwarf, spreading habit with red flowers, mid-season. 2'x 4'
 (FLC) A. **'Flame Creeper'**: Orange-red, low spreading habit, very late. 1'x 4'
 (MOC) A. **'Mountain Creeper'**: Rose pink, low spreading habit, June. 1'x 4'
 (VIT) A. **'Vito'**: dwarf, purple, late
 PC 3 gal.
- (GMP) A. **'Gumpo Pink'**: A densely branched dwarf with late, very showy pink blooms that almost cover the plant. 2'x 3' Zones (6)7-9
 (GMW) A. **'Gumpo White'**: Like 'Gumpo Pink' but with white blooms. 2'x 3'
 3 gal.

(AZA) Azalea - Hardy Evergreen ○●

- (BLA) A. **'Blaauw's Pink'**: Double salmon-pink, mid-season. 5'x 5' PC
 (CPI) A. **'Conversation Piece'**: Large white with pink flowers, late. 3'x 5'
 (CSA) A. **'Corsage'**: Pale lavender fragrant flowers, early. 4'x 4' PC
 (DVW) A. **'Delaware Valley White'**: Large pure white flowers, early. 4'x 4'
 (DEV) A. **'Devault'**: Pink and white, mid-season. 5'x 5' PC
 (GPK) A. **'Gartrell Pink'**: Dark salmon-pink, late. 3'x 4' PC
 (GCR) A. **'Girard's Crimson'**: Red flowers, mid-season. Compact. 2'x 4'
 (HIC) A. **'Hino Crimson'**: Crimson-red flowers, very early. 3'x 4'
 (GHS) A. **'Hot Shot'**: Scarlet-red flowers, mid-season. 3'x 4' PC
 (JOR) A. **'Johanna'**: Large red flowers, mid-season. 4'x 4'
 (KAR) A. **'Karen'**: Frilled lavender flowers, early. 4'x 5'
 (LOR) A. **'Lorna'**: Double hot pink, mid to late. 3'x 4' PC
 (MOD) A. **'Mother's Day'**: Red flowers, late. 3'x 3' PC
 (PLW) A. **'Pleasant White'**: White flowers, mid to late. 4'x 4'
 (PSP) A. **'Purple Splendor'**: Purple flowers, early to mid-season. 4'x 4' PC
 (REM) A. **'Renee Michelle'**: Vibrant pink flowers, late. 3'x 4'
 (SNO) A. **'Snowball'**: Double white flowers, mid-season. 3'x 4' PC
 (STW) A. **'Stewartstonian'**: Brick red flowers, mid-season. 4'x 4' PC
 (TRA) A. **'Tradition'**: Pink flowers, mid-season. 3'x 4'
 3 gal.
 5 gal.
Not all varieties available in all sizes

(BER) Berberis (Barberry) ○  Small to medium sized thorny shrub. Useful for a low hedges or as a barrier plant. Tolerates hot sun and drought.

Connecticut's nursery industry has begun to voluntarily phase out the sale & production of 25 Japanese barberry cultivars known for their invasive potential. Planters Choice has already phased out all of these cultivars.

(THB) **B. thunbergii atropurpureum 'Bagatelle'**: A compact, slow-growing red-purple form. Smaller leaves than 'Crimson Pygmy'. 18"H
 PC 2 gal.

(CND) **B. t. a. 'Concorde'**: Compact deep purple form. 2'H x 3'W 3 gal. only

(TAC) **B. t. a. 'Crimson Pygmy'**: A compact red form. 2'H x 3'W

PC 2 gal.

PC 3 gal.


(THP) **B. t. a. 'Helmond Pillar'**: A narrow, upright red form. 5'H x 2'W


PC 3 gal.


(TBO) **B. t. 'Bonanza Gold'**: A compact golden-yellow form. 1-2'H

(TGN) **B. t. 'Golden Nugget'**: A dwarf golden-yellow form. 15"H x 24"W
 2 gal.

(BET) Betula (Birch) ○○

(NIG) **B. nigra** (River Birch):  A medium sized tree, usually multi-stemmed, which is often found along stream banks and areas that periodically flood. 50-60'H Zones 4-9

(NDH) **B. n. 'Dura-Heat'**:  Smaller than 'Heritage' but holds foliage longer and excellent yellow fall color. Superior heat and drought tolerance than the species. 30-40'H Zones 3-8

(NIH) **B. n. 'Heritage'**:  Superior disease and borer resistance than the species. Attractive exfoliating bark reveals salmon-brown and white patches. Yellow fall color. 40-50'H Zones 3-8

PC 15 gal.

2"-2.5" B&B single

PC 8'/10' B&B clump

PC 10'/12' B&B clump

PC 12'/14' B&B clump

PC 14'/16' B&B clump

PC 16'/18' B&B clump

Spring Special



(While supplies last)


Please call for availability & pricing of other sizes

continued on next page

(BET) Betula (Birch) ○○

Continued

- (NLK) **B. nigra 'Little King'** (Fox Valley River Birch):  A slow growing, dwarf selection of the species with a compact, rounded habit. Excellent disease and borer resistance. 8-10'H x 8-12'W Zones 4-9
PC 10 gal.
- (POP) **B. populifolia** (Gray Birch):  Good for naturalizing and will take less than adequate soil conditions ranging from very sandy to wet, heavy soils. Best in full sun with little to no competition. 20-30'H Zones 3-6
 3 gal. *remediation*
- (JAK) **B. utilis var. jacquemonti** (Himalayan Birch): Bright white bark at a young age. 50-60'H Zones 4-7
PC 15 gal. single stem
PC 8'/10' B&B clump
PC 10'/12' B&B clump
PC 12'/14' B&B clump
PC 14'/16' B&B clump

(BUD) Buddleia (Butterfly Bush) ○  Deciduous fast growing shrub with 6-8" flowers in summer. Attracts butterflies and hummingbirds. Drought tolerant. Suggest pruning to the ground in spring for zones 5-6. Zones 5-9

- (BLK) **B. 'Black Knight'**: Vigorous grower, deep violet-purple flowers. 8-10'
 (LOC) **B. 'Lochnich'**: A compact hybrid with smaller, silvery-green leaves. Light lavender flowers with an orange-pink eye. 6-8'H Zones 6-8
 (NAB) **B. 'Nanho Blue'**: A compact grower with blue-purple flowers. 6-8'H
 (PNK) **B. 'Pink Delight'**: A compact grower with rich pink flowers. 6-8'H
 (RED) **B. 'Royal Red'**: An upright grower with purple-red flowers. 10'H
 (WHT) **B. 'White Profusion'**: An upright grower with white flowers. 7-10'H
PC 2 gal.
PC 6 gal.

(BUD) Buddleia (Lo & Behold Series)

- (LNB) **B. 'Blue Chip'**: A dwarf plant with blue blooms. 24-30" H&W
PC 3 gal.

**Delivery services are available
 Please contact us for available times and rates**

(BUD) Buddleia (Flutterby Series)

- (FBH) **B. ‘Petite Blue Heaven’**: A dwarf plant with dark blue blooms from late spring to fall. 24-30” H&W
- (FSW) **B. ‘Petite Snow White’**: Like ‘Petite Blue Heaven’ but with pure white blooms. 24-30” H&W
- (FLF) **B. ‘Lavender Flow’**: A very low-spreading, groundcover plant with lavender blooms from late spring to fall. 18-24”H x 3-4’W
- (FMF) **B. ‘Mauve Flow’**: Like ‘Lavender Flow’ but with mauve pink blooms. 18-24”H x 3-4’W
PC 2 gal.

(BUX) Buxus (Boxwood) ○○ 

Great for formal hedges or as a specimen. Winter protection is suggested.

- (MJB) **B. microphylla ‘Justin Brouwers’**: A slow-growing compact spreader. An excellent choice for edging formal beds. 2’H (10 years) Zones 5-9
PC 1 gal.
2 gal.
3 gal.

- (MWG) **B. m. ‘Winter Gem’**: Mounding with shiny green foliage, which turns an attractive bronze in winter. A *koreana* selection. 4’H&W Zones 4-9
1 gal.
2 gal.
3 gal.
21-24” B&B

- (SEM) **B. sempervirens** (Common Boxwood): The classic evergreen hedging plant. “*Hedge Grade*” are looser sheared and more upright than the specimen grade plants. 15-20’H&W Zones 5-9

24”-28”	<i>Hedge Grade</i>
30”-36”	<i>Hedge Grade</i>
36”-42”	<i>Hedge Grade</i>
48”-52”	<i>Hedge Grade</i>
18”-21”	<i>Specimen</i>
24”-28”	<i>Specimen</i>
28”-32”	<i>Specimen</i>
36”-42”	<i>Specimen</i>

Please call for availability & pricing of other sizes

continued on next page

(BUX) Buxus (Boxwood) ○○ 

Continued

- (SGB) **B. semp. 'Graham Blandy'**: A narrow, columnar grower. 9'H x 2'W
PC 3 gal.
 5 gal.
 36"-42" B&B
- (SUF) **B. s. 'Suffruticosa'** (Dwarf English Boxwood): A dense, compact slow-growing form ideal for low hedge use. 2'H x 6'W Zones 6-9
 1 gal.
 2 gal.
 3 gal.
 5 gal.
- (SVV) **B. s. 'Vardar Valley'**: A slow growing, dense, flat-topped mounding form. Holds its color well through the winter. 2'H x 5'W Zones 5-9
PC 3 gal.
- (SVA) **B. s. 'Variegata'** (Variegated Boxwood): Small green leaves bordered by an irregular creamy variegation. 5-8'HxW Zones 6-9
PC 1 gal.
- (DON) **B. x 'Donlon'**: A low spreading habit. Very similar to 'Tide Hill' in habit and texture. 15-18"H x 5'W Zones 5-9
PC 2 gal.
PC 3 gal.

B. microphylla var. koreana x B. sempervirens hybrids:

- (XGG) **B. x 'Green Gem'**: Naturally round/oval form with dense foliage with some bronzing in winter. 2-3'H&W Zones 5-9
 1 gal.
 3 gal.
 6 gal.

continued on next page

“Homes with ‘excellent’ landscaping can expect a sale price about 6-7% higher than equivalent houses with ‘good’ landscaping, while improving landscaping from ‘average’ to ‘good’ can result in a 4-5% increase.”

-Clemson University

(BUX) Buxus (Boxwood) ○● 

B. microphylla var. *koreana* x *B. sempervirens* hybrids continued:

(XGM) **B. x 'Green Mountain'**: A vigorous, dense upright form with a natural conical shape. 5'H x 3'W Zones 5-9

3 gal.
5 gal.
24"-30" B&B
30"-36" B&B
36"-42" B&B

(XGV) **B. x 'Green Velvet'**: A round, slow growing form. 3'H&W Zones 5-9

PC 2 gal.
PC 3 gal.
5 gal.
18"-24" B&B

(CLC) Callicarpa dichotoma (Purple Beautyberry) ○●

(DIC) **C. dichotoma**: Deciduous shrub with slender arching branches and stunning purple berries in the fall. 3-6'H&W Zones 5-8


PC 3 gal.
PC 6 gal.

(CAY) Calycanthus floridus (Eastern Sweetshrub) ○● 

(FLA) **C. floridus**: Fragrant dark reddish brown flowers in late spring on green shimmering foliage. Tolerates moist sites. 6-9'H x 6-12'W Zones 4-9

PC 3 gal.
PC 6 gal.

(CAM) Campsis (Trumpet Vine) ○ Rapid growing deciduous vine with showy tubular flowers in summer, which can attract hummingbirds. Zones 5-9

(FLV) **C. radicans** var. **flava** ('Flava'):  Yellow to yellow-orange flowers.

(TAG) **C. x 'Madame Galen'**: Vivid orange-red flowers.

3 gal.
5 gal. *staked*

Check out our *Plants for Various Purposes* section at the back of the catalog

(CRG) Caragana arborescens (Siberian Pea) ○ A small tree with yellow flowers in spring. Tolerant of adverse conditions. Zones 2-7

(ARP) **C. arborescens pendula** (Weeping Siberian Pea): A weeping form.

(AWA) **C. a. 'Walkerii'**: Like pendula but with a stronger weeping habit and cut leaf foliage.

PC 10 gal.

(CPI) Carpinus (Hornbeam) ○●

(BEA) **C. betulus** (European Hornbeam): A dense mid-sized tree. Use for a specimen or prune into a large hedge for screening. 40'H&W Zones 5-7

PC 3 gal. hedging

(BET) **C. b. 'Fastigiata'**: A narrow, formal outline with excellent symmetry. Great for allees or tight spaces. 30-40'H x 20-30'W


PC 15 gal.

PC 2"-2.5" B&B


PC 2.5"-3" B&B

PC 3"-3.5" B&B

PC 3.5"-4" B&B

(CAR) **C. caroliniana** (American Hornbeam, Ironwood):  A slow growing small deciduous tree that will do well in moist conditions. Excellent for naturalizing and remediation. 20-30'H&W Zones 3-9

2"-2.5" B&B

(CAO) Caryopteris (Blue Mist) ○  A mounding shrub, excellent for massing or a border. Blue flowers emerge in mid-late summer. Performs well in dry, sunny spots. Zones 6-9

(CDK) **C. x clandonensis 'Dark Knight'**: Deep purple-blue flowers. 36"H

(CLB) **C. x c. 'Longwood Blue'**: Violet-blue flowers. 48"H

(XWG) **C. x c. 'Worcester Gold'**: New growth is bright yellow, becoming chartreuse in summer and topped with blue flowers. 36"H

PC 2 gal.

"Healthy, mature trees add an average of 10% to a property's value."

-USDA Forest Service

(CED) Cedrus atlantica (Atlas Cedar) ○○ A mid-sized evergreen tree with a pyramidal habit while young that becomes wider with age. Tolerant of urban conditions but must be protected from strong winds. Zones 6-9

(AFA) **C. atlantica 'Fastigiata'**: A narrow upright form with blue-green needles. 15'H x 4-5'W
6'/7' B&B


(ATG) **C. a. 'Glauca'** (Blue Atlas Cedar): A large specimen tree with bluish needles. 40-60'H x 30-40'W
7'/8' B&B
3"-3.5" B&B

(AGP) **C. a. g. 'Pendula'** (Weeping Blue Atlas Cedar): A weeping form with bluish needles. Individual specimens are unique. 15'H
4'/5' B&B
5'/6' B&B
6'/7' B&B
7'/8' B&B

Please call for availability & pricing of other sizes

(CEP) Cephalanthus occidentalis (Button Bush) ○○ 

(OCC) **C. occidentalis**: A small shrub with small white flowers around June. Excellent for wetland remediation. 3-6'H&W Zones 5-11
PC 3 gal.

(CPH) Cephalotaxus (Japanese Plum Yew) ○○○  Slow-growing evergreen shrub with lustrous dark green needles. Requires moist, well-drained soil. Excellent substitution for Taxus. Zones 5-9

(HFA) **C. harringtonia 'Fastigiata'**: A rotund columnar form with 2" long needles which, unlike the species, are whirled like a bottle brush along the branches. 10-12'H x 6-8'W

(HPR) **C. h. 'Prostrata'**: A spreading form. 1-2'H x 3-4'W
3 gal.

(CEC) Cercidiphyllum japonicum (Katsura) ○

(JKA) **C. japonicum**: A large tree with great color from spring to fall. New leaves emerge with a reddish-purple tone and mature to a blue-green. Beautiful apricot fall color. 40-60'H x 20-30'W Zones 4-8
PC 2"-2.5" B&B
PC 2.5"-3" B&B

(CER) Cercis canadensis (Redbud) ○●● N

(CAN) **C. canadensis**: A small tree with beautiful reddish-purple flowers all along branches before leaves emerge. 20-30'H x 25-35'W Zones 4-9

6'/8'	<i>clump</i>
8'/10'	<i>clump</i>
1.5"-2"	B&B
2"-2.5"	B&B
2.5"-3"	B&B
3"-3.5"	B&B

(CFP) **C. c. 'Forest Pansy'**: Red-purple leaves. Not as hardy as species and prefers some shade. Zones 6-8

7'/8'	<i>single stem</i>
1.5"-2"	B&B
2"-2.5"	B&B

(CLT) **C. c. 'Lavender Twist'** (Weeping Red Bud): Interesting small specimen with a weeping form that has stiff, contorted branches.

1.75"-2"	B&B
2"-2.5"	B&B

(CHE) Chaenomeles (Flowering Quince) ○○

A deciduous shrub with dense branches (often spiny). Early spring blooms before the leaves emerge and yellow-green fruit ripens in the fall. Zones 5-8

(STS) **C. x superba 'Texas Scarlet'** (*C. japonica x C. speciosa*): A spreading shrub with fiery red blooms. 3-4'H x 5'W

(ROS) **C. x s. 'Cameo'**: A compact growing form with double, peachy-pink flowers and few thorns. Good disease resistance. 3-4'H&W

(JET) **C. x s. 'Jet Trail'**: A compact plant with white flowers. 2-4'H&W
PC 3 gal.

(CHM) Chamaecyparis nootkatensis (Alaskan Cedar) ○○

Mid-sized pyramidal evergreen tree. Does best in moist conditions.

(NPE) **C. nootkatensis 'Pendula'** (Weeping Alaskan Cedar): Grayish-green weeping needles. Extremely hardy. 30-45'H Zones 4-7

6'/7'	B&B
7'/8'	B&B

Please call for availability & pricing of other sizes

(CHM) Chamaecyparis obtusa (Hinoki Falsecypress) ○○

Evergreens with narrow/conical shape and shiny dark green foliage (with small white markings on the underside). Needs wind protection. Zones 5-8

(OBC) **C. o. 'Compacta'**: Dense and broadly conical with green foliage. 15'H

30"-36" B&B

36"-42" B&B

5'6" B&B

(OCR) **C. o. 'Crippsii'**: A broad pyramid with bright yellow foliage changing to green within the plant. Needs part sun for best color. 25'H x 10'W

4'5" B&B

5'6" B&B

6'7" B&B

(OBG) **C. o. 'Gracilis'** (Slender Hinoki): A very slender pyramidal shrub with dark green sprays. Slow growing. 15-20'H

3'4" B&B

(KOS) **C. o. 'Kosteri'**: Upright, bushy form with bright green foliage which bronzes in winter. Very slow growing. 5'H x 4'W

36-42" B&B

(ONG) **C. o. 'Nana Gracilis'** (Dwarf Slender Hinoki Cypress): Dense glossy dark green foliage. Most popular dwarf Hinoki Cypress, 6'H x 3-4'W

3 gal.

3'4" B&B

(OVE) **C. o. 'Verdoni'**: Clean, bright yellow fans of dense foliage on a irregular, compact plant. Less tendency to burn in full sun. 6'H x 3'W

3'4" B&B

5'6" B&B

**Please let us quote your upcoming jobs
Email your plant lists to info@planterschoice.com
or fax them to our offices**

(CHM) Chamaecyparis pisifera (Sawara Falsecypress) ○ 

Evergreens with a loose, open shape. Fine to medium textured foliage (with small white markings on the underside). Needs well drained soils. Zones 4-8

(FGC) **C. p. filifera aurea 'Golden Charm'**: A compact, cone-shaped shrub with bright golden-yellow new foliage. 5'H x 7'W

2 gal.


5 gal.


(MOP) **C. p. f. a. 'Golden Mops'** (Gold Cypress): One of the smallest of the gold thread-leaf cypresses. Bright yellow in full sun.

PC 2 gal.

3 gal.

6 gal.

(CIO) Chionanthus (Fringe Tree) ○○ 


(VIG) **C. virginicus** (Old Man's Beard):  A small tree or large shrub with profuse fragrant white feathery blooms in late spring. Tolerates moist conditions. 12-20'H&W Zones 4-9

5'/6' *clump*

7'/8' *clump*

1.5"-2" B&B

(CLE) Clethra (Summersweet) ○○○  Zones 4-9

(ALN) **C. alnifolia**:  An upright shrub with white, fragrant flowers in summer and yellow fall color. A good choice for shade, wet sites or seaside plantings. Attracts butterflies. 6-10'H x 4-6'W

PC 2 gal.

5'/6'

(AHU) **C. a. 'Hummingbird'**: Fragrant white flower spikes on a compact plant. 3-4'H x 4-5'W

(SIX) **C. a. 'Sixteen Candles'**: Like 'Hummingbird', but with a more rounded habit. Its flower spikes are held more upright than others. 4-5'H&W

(ARS) **C. a. 'Ruby Spice'**: Fragrant, rose pink colored flowers. 5-6'H&W

PC 3 gal.

(CLM) Clematis ○● A fast growing deciduous vine with showy blooms. Likes to keep its roots cool and moist and its foliage in full sun. Zones 4-8

It is suggested to prune back new plants their first spring. This will encourage the plant to develop a good root system and multiple stems (this can reduce the flower production for that season). There are 3 pruning groups as follows:

- Group 1: *Old Growth* – prune back after flowering to control size & shape.
- Group 2: *Rebloomers* – prune lightly in early spring to shape and remove dead wood. Repeat after flowering if desired. These often flower again in September.
- Group 3: *New Growth* – cut back to 12-18” in early spring

- (COM) C. **‘Comtesse De Bouchard’**: 4-6” rose-pink flowers. June-Sept. (G3)
- (DRR) C. **‘Dr. Ruppel’**: 6-8” flowers with orchid purple ruffled petals with a dark reddish central stripe. May-June (G2)
- (GES) C. **‘General Sikorsky’**: 6-8” flowers with wide dark lavender petals and prominent, creamy-yellow stamens. May-June (G2)
- (HEN) C. **‘Henry’**: 6-8” pure white blooms and purple anthers. May-June (G2)
- (HUL) C. **‘Huldine’**: 4-5” pearly white flowers with a mauve-pink band on the backside of each petal. July-October (G3)
- (JCK) C. **‘Jackmanii’**: 4-6” solid purple flowers with prominent, creamy-yellow stamens. June-Sept. (G3)
- (NIO) C. **‘Niobe’**: 5-7” velvety, ruby red blossoms. May-Sept. (G2)
- (PRE) C. **‘The President’**: 6-8” violet-blue flowers with dark reddish-purple anthers. May-June (G2)
- (PNC) C. **paniculata (C. terniflora)** (Sweet Autumn Clematis): Masses of small, sweetly scented, creamy white blooms. September-Oct. (G3)
- (RPS) C. **recta ‘Purpurea Select’**: Purple foliage covered with an abundance of small, white, fragrant flowers. Not as vigorous climber as other Clematis, tends to be more of a shrub than vine. June-August (G3)
PC 2 gal.

(CMT) Comptonia peregrina (Sweet Fern) ○  

(OOO) C. **peregrina**: Deciduous shrub (not a true fern) with aromatic fern-like foliage. An excellent bank planting, which tolerates the poorest soil and is very drought tolerant. 2-4'H x 4-8'W Zones 2-6
PC 1 gal.



(COR) Cornus (Dogwood) Shrub Form

- (AAM) **C. alba 'Argenteo-Marginata' ('Elegantissima')** (Variegated Red Twig Dogwood): ○● Foliage with an irregular white edge. In winter the stems are a rich red. *available in 3 & 6 gal.* 6-8'H Zones 3-7
- (BDY) **C. a. 'Bud's Yellow'** (Yellow Twig Dogwood): ○● A rounded yellow-stemmed form. *available in 1 & 3 gal.* 6-8'H
 PC 1 gal.
 PC 3 gal.
 PC 6 gal.
- (IVH) **C. a. 'Bailhalo'** (Ivory Halo Dogwood): ○● A compact, rounded form of 'Argenteo-Marginata'. 5-6'H
 PC 2 gal.
- (ALT) **C. alternifolia** (Pagoda Dogwood): ○●● [N] A small tree with strong horizontal branching. Flowers from May-June. 15-20'H Zones 3-7
 PC 6 gal.
 1.5"-2" B&B
Please call for availability & pricing of other sizes
- (AMM) **C. amomum** (Silky Dogwood): ○● [N] A rounded multi-stemmed shrub that prefers moisture and part shade. 6-10'H&W Zones 4-8
 PC 2 gal.
- (MAS) **C. mas** (Cornelian Cherry): ○●● [N] A large, multi-stemmed shrub or small tree with yellow flowers in early April. 15-25'H Zones 4-8
 PC 15 gal.
 6'/8'
 8'/10'
- (MGG) **C. m. 'Golden Glory'**: ○●● [N] Like the species but somewhat more erect in habit and a heavier bloomer. 15-20'H&W Zones 4-8
 PC 6 gal.
 PC 10 gal.
- (RCM) **C. racemosa** (Gray Dogwood): ○●● [N] An adaptable upright, multi-stemmed shrub with rich purple fall color. 10-15'H&W Zones 3b-8
 PC 3 gal.
- (SBA) **C. sericea 'Baileyi'** (Red Twig Dogwood): ○● [N] Rich green foliage, on blood red stems. Adaptable, likes moisture. 6-9'H&W Zones 2-7
 PC 2 gal.
 PC 3 gal.

(COR) Cornus (Dogwood) Shrub Form**Continued**

(FSG) **C. s. 'Silver & Gold'** (Variegated Yellow Twig): ○● Foliage with an irregular creamy edge. The stems are yellow.

PC 2 gal.

(COR) Cornus florida (Flowering Dogwood)

(FLA) **C. florida** (White Flowering Dogwood): ○●● **N** A rounded, flat-topped small tree with white flowers in mid-May (before the leaves emerge) and reddish fall color. 30'H&W Zones 5-9

(FCB) **C. f. 'Cherokee Brave'**: A dark pink flower with a small white center.

(FCC) **C. f. 'Cherokee Chief'**: A ruby red flower.

(FCP) **C. f. 'Cherokee Princess'**: Larger white flower than species.

(FC9) **C. f. 'Cloud 9'**: Slow growing with large white overlapping bracts.

(FLR) **C. f. var. rubra** (Pink Flowering Dogwood): Flowers that range from pink to reddish with considerable variation.

5'/6' *single*

1.5" B&B

1.75"-2" B&B

2"-2.5" B&B

2.5"-3" B&B

3"-3.5" B&B

Not all varieties available in all sizes

Please call for availability & pricing of other sizes

(COR) Cornus kousa (Korean Dogwood)

(KOU) **C. kousa** (Korean Dogwood): ○● Vase shaped small tree with profuse white flowers in early June. Showy red fruit in late summer and red-purple fall color. 20-30'H Zones 5-8

5'/6' *clump*

6'/8' *clump*

8'/10' *clump*

1.75"-2" B&B

2"-2.5" B&B

2.5"-3" B&B

3"-3.5" B&B

Please call for availability & pricing of other sizes

(KSA) **C. k. 'Satomi'** (Miss Satomi Korean Dogwood): Light pink flowers in June. May flower white its first year. 15-25'H

6'/7' B&B

(COR) Cornus (Dogwood) Rutger's Hybrids ○●

(XCO) **C. x 'Constellation'** (Rutger's Hybrid): Cross between *C. kousa* and *C. florida*. An upright uniform shape with low branches. White flowers in late May, early June. 20-25'H x 15-20'W

3"-3.5" B&B

(XSP) **C. x 'Stellar Pink'** (Rutger's Hybrid): Very similar to 'Constellation', but with light pink flowers.

1.5"-2" B&B

2"-2.5" B&B

2.5"-3" B&B

(COL) Corylopsis spicata (Spike Winterhazel) ○●

(OOO) **C. spicata**: A wide spreading shrub with fragrant, yellow cup-shaped flowers in March-April. 6-8'H Zones 5-8

PC 3 gal.

(COY) Corylus avellana (European Filbert) ○●

(AVC) **C. avellana 'Contorta'** (Harry Lauder's Walking Stick): A deciduous, multi-stemmed shrub with branches that twist and spiral, adding excellent winter interest. 8-10'H Zones 4-8

PC 10 gal.

36"-42"

(CON) Cotinus coggygia (Smoke Bush) ○  Zones 5-8

(CRP) **C. coggygia 'Royal Purple'**: Deciduous shrub with purple leaves and fluffy purple-red inflorescences. Tolerates hot, dry soils. 12-15'H&W

PC 2 gal.

PC 6 gal.

"Landscaping, especially with trees, can increase property values as much as 20%."


-Management Information Services / ICMA

(COT) Cotoneaster ○● 

Zones 5-7 (unless noted)

- (MTT) **C. 'Tom Thumb'** (Dwarf Cotoneaster): Tiny green leaves which turn bright red in the fall and a distinct branching habit. 8-12"H x 4-6"W
- (API) **C. apiculatus** (Cranberry Cotoneaster): Low-spreading shrub with stiff branching. Small red fruit in fall. 2-3'H x 3-6'W Zones 4-7
- (RYL) **C. dammeri 'Royal Beauty' ('Coral Beauty')**: Prostrate semi-evergreen shrub with coral colored fruit in late summer. 24"H x 6'W
- (DSF) **C. d. 'Streibs Findling'**: Flat growing ground cover with dense foliage. Tiny white flowers and showey red berries. 6"H x 6-8'W
- (HOR) **C. horizontalis** (Rockspray Cotoneaster): Irregular spreading, semi-evergreen shrub. Red fall color and fruit. 5-6'H x 6-8'W
- (TEN) **C. microphyllus 'Teulon Porter'**: Prostrate evergreen form. Scarlet red fruit in the fall. 8-10"H x 4-6'W
- (SLF) **C. salicifolius** (Willowleaf Cotoneaster): Semi-evergreen with longer leaves than other Cotoneasters. Small red fruits that persist through winter. 10-15"H x 2-3'W Zones 6-7
 - PC 2 gal.
 - PC 3 gal. *Tom Thumb only*


(CRA) Crataegus (Hawthorn) ○ 

- (VWR) **C. viridis 'Winter King'**:  A rounded tree with a wide spreading crown and sharp thorns. White flowers in May and orange-red fruit, which persist into winter. Scarlet fall color. 20-25'H Zones 4-7
 - PC 1.5"-2" B&B
 - PC 2"-2.5" B&B
 - 2.5"-3" B&B
 - 3"-3.5" B&B

(CRY) Cryptomeria japonica (Japanese Cedar) ○●● 

Pyramidal evergreen conifer. Dark green color turns bronze to brown during the winter. Prefers moist conditions and shelter from strong winds. Zones (5)6-8

- (YOS) **C. j. 'Yoshino'**: Fast growing with blue-green summer foliage. 30-40'H
 - 15 gal.
 - 6'/7' B&B
 - 7'/8' B&B
 - 8'/10' B&B
 - 10'/12' B&B

(DEU) Deutzia ○  A deciduous shrub that prefers hot, dry conditions.


(GRC) **D. gracilis** (Slender Deutzia): Slow growing, broad mounded with white flowers, which bloom April-May. 3-5'H&W Zones 4-8
PC 2 gal.

(GCP) **D. g. 'Chardonnay Pearls' ('Duncan')**: A compact plant with vibrant lime-yellow foliage. 2-3'H x 18-24"W Zones 5-8
PC 3 gal.

(NIK) **D. g. 'Nikko'** (Spreading Deutzia): Dense, low growing with abundant white flowers. Has good purple fall color. 2'H x 4'W Zones 4-8
PC 1 gal.
PC 2 gal.

(PRC) **D. scabra 'Pride of Rochester'** (Fuzzy Deutzia): Tall, linear shape with lush cascades of white flowers in early June. 8'H x 6'W Zones 5-7
PC 3 gal.
PC 10 gal. *limited*

(DIE) Diervilla (Bush Honeysuckle) ○

(LON) **D. ionicera** (Dwarf Bush Honeysuckle):  A dense, hardy shrub with a spreading habit. Yellow to red flowers in early summer. Zones 3-7

(SES) **D. sessifolia** (Southern Bush Honeysuckle): A low growing shrub with pale yellow flowers in summer. Very adaptable. 3-5'H&W Zones 4-7
PC 3 gal.

(DIS) Disanthus cercidifolius (Red Bud Hazel) ●

(CER) **D. cercidifolius**: Broad-spreading shrub with heart shaped leaves and excellent tricolor fall foliage. Protect from wind. 6-10'H Zones 5-7
PC 10 gal. *limited*

(ENK) Enkianthus campanulatus (Redvein Enkianthus) ○●

(CMP) **E. campanulatus**: Upright deciduous shrub with excellent fall color. Small bell-shaped, yellowish flowers with red veins open May to early June. Prefers moist, cool, acidic soils. 6-12'H x 4-6'W Zones 5-7
PC 3 gal.
PC 6 gal.
PC 10 gal. *limited*

(EUO) Euonymus

- (ALC) **E. alatus ‘Compactus’** (Dwarf Burning Bush): ○●● Rounded shrub with brilliant red fall color. Very tolerant of shearing and difficult sites. 6-10’H&W Zones 4-8
 PC 3 gal.
 PC 6 gal.
 30”-36” B&B
- (ESU) **E. fortunei ‘Emerald Surprise’** (Wintercreeper): A fast growing woody groundcover with upright branches and green and gold evergreen foliage. Can become a clinging vine with support. 2’H x 4’W
- (GAI) **E. f. ‘Emerald Gaiety’**: Like ‘Emerald Surprise,’ but with irregular white margin on green leaves. 2’H x 4’W
- (MSH) **E. f. ‘Moonshadow’**: Larger foliage with a creamy yellow middle and dark green margins. 3’H x 5’W
 2 gal.
- (JAM) **E. japonicus ‘Aureo-Marginatus’**: ○● Dense evergreen shrub with yellow margins. Color is best in full sun. 5-10’H Zones 6-9
- (JCI) **E. j. ‘Chollipo’**: Leaves are dark green with cream edges.
- (JGM) **E. j. ‘Golden Maiden’**: Golden yellow and green foliage.
- (JGR) **E. j. ‘Greenspire’**: ○●● Narrow, columnar form with very dark green foliage. 6-8’H x 12-18”W
- (JSK) **E. j. ‘Silver King’**: Pale green leaves with white margins.
 2 gal.
 5 gal.
 5 gal. *espaliered*
Not all varieties available in all sizes or styles
- (PAM) **E. kiautschovicus ‘Manhattan’** (Spreading Euonymus): ○●● Glossy, dark green evergreen foliage. Good for hedges. 6-8’H&W Zones 5-8
 5 gal.
 5 gal. *espaliered*
 10 gal. *espaliered*

“A mature tree can often have an appraised value of between \$1,000 and \$10,000.”
-Council of Tree and Landscape Appraisers

(FAG) Fagus sylvatica (European Beech) ○ Zones 4-7

(SYV) **F. sylvatica**: A slow growing, broad pyramidal tree with low branching. Glossy green foliage turns an attractive reddish-bronze in fall. Good for naturalizing, as a specimen or hedging (with heavy pruning). 50'H&W

PC 3 gal. hedging

As in previous years, we will be carrying Beech. Due to inconsistency in grading and availability from our vendors, please call our offices for availability and prices.

(FOR) Forsythia ○●

(IAD) **F. x intermedia 'Arnold's Dwarf'**: An excellent bank planting or groundcover with low, arching branches. 3-4'H x 5-7'W

(XGT) **F. x i. 'Gold Tide'**: Lower growing and heavier flower production than 'Arnold's Dwarf'. 12-18"H x 5'W

(ILG) **F. x i. 'Lynwood Gold'**: An upright, heavy bloomer with lighter yellow flowers than 'Spectabilis' and purplish fall color. 8-12' H&W

(ISG) **F. x i. 'Spring Glory'**: Abundant deep yellow blooms. 10'H&W

PC 3 gal.
5'6' B&B

Not all varieties available in all sizes

(FOT) Fothergilla (Witchalder) ○●

(OOO) **F. gardenii** (Dwarf Fothergilla): A compact, deciduous shrub with a rounded to upright habit. White, bottle-brush shaped flowers in spring and great fall color. 3-5'H&W Zones 5-8

(GMA) **F. major 'Mt. Airy'**: A tall upright shrub with spreading branching and dark blue-green foliage. Flowers after *F. gardenii*. 6-8'H Zones 6-8

PC 2 gal. *F. gardenii only*
PC 3 gal.
PC 6 gal.

(GAU) Gaultheria procumbens See Groundcovers on pages 86-88

“Landscaping can bring a recovery value of 100% to 200% at time of selling a home.”

-Money Magazine

(GLE) Gleditsia triacanthos var. inermis (Honey locust) ○ N

(TIS) **G. t. 'Shademaster'**: Excellent upright symmetrical growth habit with deep green foliage. Good drought tolerance. 40'H x 35'W Zones 4-9

(TSK) **G. t. 'Skyline'**: Upright growth habit, which forms a broadly pyramidal tree. Very cold hardy with yellow fall color. 40'H&W

PC	1.5''-2''	B&B
PC	2''-2.5''	B&B
PC	2.5''-3''	B&B
	3''-3.5''	B&B

(HAM) Hamamelis (Witchhazel) ○●●

(VRN) **H. vernalis** (Vernal Witchhazel): Multi-stemmed, rounded shrub with golden-yellow fall color and yellow-red blooms in late winter. Prefers moist soil. 10-15'H Zones 4-8

PC	3 gal.	
PC	6 gal.	
	4'5'	B&B
	5'6'	B&B
	7'8'	B&B

(VIR) **H. virginiana** (Common Witchhazel): N Loose and somewhat open habit. Yellow blooms in the fall. 10-15'H (can reach 30') Zones 3b-8

PC	2 gal.	
PC	3 gal.	
	4'5'	B&B

(ARP) **H. x 'Arnold's Promise'**: Clear yellow, fragrant blooms in winter, tends to flower later than others. 15-20'H Zones 5-8

(XDI) **H. x 'Diane'**: Good red-orange fall color. Copper-red blooms in early winter. 15-20'H Zones 5-8

(XJE) **H. x 'Jelena'**: Good fall color and coppery, early winter blooms. Tends to be more wide spreading in habit. 15-20'H Zones 5-8

PC	10 gal.	
PC	10 gal.	<i>tree form</i>

Not all varieties available in all sizes

(HED) Hedera helix (English Ivy) *See Groundcovers on pages 86-88*

(HEP) Heptacodium miconioides (Seven-son Flower) ○○

(MCN) **H. miconioides**: Fountain shaped, deciduous shrub, which can be trained into a tree. Creamy white, fragrant flowers in late summer to early fall. Showy red sepals follow flowers. Attractive bark. Very drought and pollution tolerant. 15-20'H Zones 5-8

PC 3 gal.

PC 10 gal. *limited*

(HIB) Hibiscus syriacus (Rose of Sharon) ○○ 

Easy to grow, very hardy, vase shaped shrub or small tree with large showy flowers from July-Sept. 8-10'H x 6-10'W Zones 5-8

(APH) **H. s. 'Aphrodite'**: Single pink flowers with a magenta eye.

(BSA) **H. s. 'Blue Satin'**: Large single blue flowers with a dark eye.

(BBD) **H. s. 'Blushing Bride'**: Rich pink double flowers.

(SDI) **H. s. 'Diane'**: Large white blooms which tend to remain open at night. Longer flower period but less vigorous than other selections.

(JDA) **H. s. 'Jean D'Arc'**: Double white flowers.

(SLU) **H. s. 'Lucy'**: Double magenta-red flowers.

(MNV) **H. s. 'Minerva'**: Single lavender-pink flowers with a red eye.

(RDH) **H. s. 'Red Heart'**: Large single white flowers with a red eye.

PC 3 gal.

PC 6 gal.

PC 6 gal. *tree form*

4'5' B&B

1.5"-2" *tree form*

Not all varieties available in all sizes or styles

(HYD) Hydrangea anomala petiolaris (Climbing Hydrangea)

○○● see also Schizophragma hydrangeoides (Japanese Hydrangea Vine) p60

(PET) **H. a. petiolaris** (Climbing Hydrangea): A deciduous climbing vine with white flowers, exfoliating bark & yellow fall color. Avoid hot dry sites.

PC 3 gal.

5 gal. *espalier*

PC 6 gal.

10 gal. *espalier*

(HYD) Hydrangea arborescens (Smoothleaf) ○● N

Rounded shrub, 3-5'H, June-Sept bloom, needs moisture in full sun. Zones 4-9

(ANN) **H. arborescens 'Annabelle'**: Large white flower clusters (up to 12"W).

PC 3 gal.

PC 6 gal.

(AIB) **H. a. 'Incrediball'**: Sturdier stems than 'Annabelle'.

(AIS) **H. a. 'Invincibelle Spirit'**: Pink flowering 'Annabelle'.

PC 3 gal.

(HYD) Hydrangea macrophylla (Bigleaf: Mophead) ○●

(ASB) **H. macrophylla 'All Summer Beauty'**: Rich blue flowers produced on current season's growth. 3-4'H&W 3 gallon only

(MGE) **H. m. 'Glowing Embers'**: Large crimson red flowers which deepen to a deep dark red. 3-4'H&W

(MNB) **H. m. 'Nikko Blue'**: The classic blue-flowered mophead form. Green-purple leaves. Flowers on old wood. 4-6'H&W

(MPM) **H. m. 'Penny Mac'**: A blue mophead that sets bud on new wood and reblooms until frost. 5'H&W 3 gallon only

(MST) **H. m. 'Sister Theresa'**: Dark green foliage with white flowers which will get a reddish tint in fall. 3-6'H&W 3 gallon only

(MSS) **H. m. 'Snow Storm'**: ^{New} Pure white flowers over dark foliage. Blooms earlier than others and reblooms until frost. 3-5'H&W 3 gallon only

PC 3 gal.

5 gal.

(MPI) **H. m. 'Pia'** ('Pink Elf'): Compact plant with light pink blooms. 2-3'H

PC 2 gal.

(HYD) Hydrangea macrophylla (Bigleaf: Lacecap) ○●

(MBL) **H. m. 'Blue Lace'**: Blue florets around pink to blue flowers. 4-5'H

(MBW) **H. m. 'Blue Wave'**: The most popular blue-flowered lacecap form. Outer bloom florets of blue to pink (pH dependant). 6-7'H&W

(MPL) **H. m. 'Pink Lacecap'**: Pink florets around pink to blue flowers. 4-5'H

(MTD) **H. m. 'Tokyo Delight'**: White and blue or pink lacecap. 4-5'H

(MVA) **H. m. 'Variegata'**: Blue florets and variegated leaves. 4-5'H

PC 3 gal.

PC 6 gal.

Not all varieties available in all sizes

(HYD) Hydrangea (Endless Summer Collection) ○○

- (MES) **H. m. 'Endless Summer'**: Lilac-blue blooms on both new and old growth with an extended bloom period. 3-5'H&W Zones 4-9
 (MTS) **H. m. 'Twist & Shout'**: Lace-cap blooms with deep pink centers surrounded by ph dependant florets. Re-bloomer. 3-5'H&W Zones 4-9
 PC 3 gal.
 PC 5 gal.
- (BBD) **H. m. 'Blushing Bride'**: Pure white mophead blooms which gradually mature to a pink blush. Re-bloomer. 3-6'H&W Zones 5-9
 5 gal.

(HYD) Hydrangea (Hardy Hydrangea, Panicle) ○○ Zones 3-8
 Shrub/small tree with cone-like blooms in July-Sept. Requires moist, fertile soil.

As in previous years, we will carry B&B tree form Hydrangea. Due to inconsistency in grading and availability from our vendors, please call for availability and prices.

- (PFI) **H. paniculata 'Fire & Ice'** (Wim's Red): ^{New} Blooms open cream, mature to pink by mid-Summer, and then deepen to burgundy red in late Summer to Fall. 4-6'H x 4-5'W Zones 4-8
- (PNG) **H. p. 'Grandiflora'** (PeeGee Hydrangea): Dense white flower heads that fade to pink. 15'H x 6'W
- (PKY) **H. p. 'Kyushu'** (Snow Mountain): A vigorous, upright plant with upright panicles of white flowers. 15'H x 6'W
- (PPH) **H. p. 'Phantom'**: ^{New} Massive panicles of white blooms, up to 15" long, supported by sturdy stems. 6-8'H x 5-6'W
- (PPI) **H. p. 'Pink Diamond'**: Large pink panicles which will deepen through the season. 5-6'H & 6-10'W
- (PSS) **H. p. 'Sweet Summer'**: ^{New} Green blooms mature to white in Summer and turn shades of pink in Fall. 4-5'H x 4-6'W Zones 4-8
- (PTA) **H. p. 'Tardiva'**: Large white blooms on thicker stems. Later blooming than other selections. 10'H x 6'W
- (PUN) **H. p. 'Unique'**: Large, open white flowers aging to pink. Earlier blooming than other selections. 8-10'H x 6'W
 PC 3 gal.
 PC 6 gal.
 PC 6 gal. *tree form*
 PC 10 gal. *tree form*

Not all varieties available in all sizes or styles

continued on next page

(HYD) Hydrangea (Hardy Hydrangea, Panicle) ○○ Zones 3-8
Shrub/small tree with cone-like blooms in July-Sept. Requires moist, fertile soil.

- (PLI) **H. paniculata 'Limelight'**: Unique for its profuse large bright lime-green flowers that fade to pink and brown. 6-8'H&W Zones 3-9
- (PLL) **H. p. 'Little Lamb'**: A compact plant with white blooms mature to pink. Flower petals are very small in dense panicles. 6'H&W
- (PLM) **H. p. 'Little Lime'**: ^{New} A dwarf form of 'Limelight'. Blooms emerge green and mature to pink. 3-5'H&W Zones 3-9
- (PPW) **H. p. 'Pinky Winky'**: Large panicles of white blooms fade to pink but continue to grow, producing white florets at the tip. 6-8'H
- (PQF) **H. p. 'Quickfire'**: Blooms open white then turn pink, and by fall will be dark rosy-pink. Flowers earlier than other selections. Very hardy and disease resistant with good red fall color. 6-8'H&W

- PC 3 gal.
- PC 10 gal. *tree form*

Not all varieties available in all sizes or styles

(HYD) Hydrangea quercifolia (Oakleaf Hydrangea) ○○
Large oak-like leaves, purple fall color. Requires moist, fertile soil. Zones 5-9

- (QAL) **H. quercifolia 'Alice'**: The largest, most vigorous selection available. White flower panicles can exceed 1' long. 12-15'H&W
- (QSQ) **H. q. 'Snowqueen'**: An improvement on the species with superior branching and dense 6" inflorescences, which are held upright. 6'H&W

- PC 3 gal.
- 7 gal. *'Alice' only*
- 3 3/4' B&B

- (QPW) **H. q. 'Pee Wee'**: Compact/dwarf with white flowers. 3'H&W
- (QSD) **H. q. 'Sikes Dwarf'**: Compact/dwarf with white flowers. 2'H x 3-4'W

- PC 3 gal.
- 5 gal.

(HYP) Hypericum (St. Johnswort) ○○

- (ALP) **H. androsaemum 'Albury Purple'**: Purple new growth fades to green. Yellow flowers in June-Aug and red fruit in fall. 2-3'H&W Zones 5-7
- (PSG) **H. patulum 'Sungold'**: Profuse large yellow flowers throughout the summer. 3'H x 5'W Zones 6-8

- PC 2 gal.

(ICR) Ilex crenata (Japanese Holly - Spreading) ○● Zones 5-8

- (COM) **I. c. 'Compacta'** (Compact Japanese Holly): Rounded in shape with shiney green foliage. 6'H
- (GRL) **I. c. 'Green Lustre'**: Lustrous, dark green foliage on a somewhat flat-topped spreader. 3'H x 6'W
- (HEL) **I. c. 'Helleri'**: A dwarf, which forms a low flat mound of layered branches. Does not usually flower or fruit. 4'H x 5'W
- (HET) **I. c. 'Hetzi'**: Large spreader with large convex leaves. 6-8'H Zones 6-8
- (HOO) **I. c. 'Hoogendorn'**: A low, dense spreader with excellent dark green foliage. 2'H x 3'W
- (SWB) **I. c. 'Schwoebel Compacta'**: Small, light green, slightly convex green leaves and compact, spreading habit. 4-6'H x 8'W
- (SOT) **I. c. 'Soft Touch'**: A dense, dwarf spreader. Wide, lustrous dark green foliage with a fine silver mid-rib. 2'H x 3'W
 - 3 gal.
 - 5 gal.
 - 10 gal.

Not all varieties available in all sizes

(ICR) Ilex crenata (Japanese Holly - Upright) ○● Zones 5-8

- (CHS) **I. c. 'Chesapeake'**: Dense upright, pyramidal evergreen shrub with small rounded leaves and black fruit in the fall. 7-8'H x 5'W
- (NIG) **I. c. 'Nigra'**: Upright, slightly narrower than 'Chesapeake'.
 - 5 gal.
 - 7 gal.
 - 15 gal.
 - 20 gal.

Not all varieties available in all sizes

- (SWE) **I. c. 'Schwoebel Excelsa'**: A narrow, pyramidal shrub with flat glossy green foliage. 10-12'H x 4-5'W Zones 6-8
 - 15 gal.
 - 20 gal.

continued on next page

"Trees can reduce bothersome noise by up to 50% and can mask unwanted noises with pleasant sounds."

-U.S. Environmental Protection Agency

(ICR) Ilex crenata (Japanese Holly - Upright) ○● Zones 5-8

(SKP) **I. c. 'Sky Pencil'**: A strictly upright, fastigate form with dark green foliage. Used as a formal accent or container specimen. 8'H x 12-18"W

(STE) **I. c. 'Steeds'**: A dense, pyramidal form with lustrous dark green foliage and black berries in the fall. 8-10'H x 4-6'W Zones 5-8

5 gal.

7 gal.

15 gal.

25 gal.

5'6" B&B (*Steeds only*)

(IGL) Ilex glabra (Inkberry) ○●  

(SHA) **I. g. 'Shamrock'**: A dwarf, slow growing rounded plant with rich green foliage. Good for moist areas and will tolerate some shade. 4-5'H&W

3 gal.

5 gal.

7 gal.

2'-2.5'

(ILH) Ilex x meserveae (Meserve Hybrid Hollies) ○●

(BLM) **I. x m. 'Blue Maid'**: Considered to be one of the hardiest of the Meserve group. Abundant bright red fruit. 15'H x 8'W

(BLP) **I. x m. 'Blue Prince'**: A male selection with an excellent dense, compact habit. The most popular male selection. 12'H x 8'W

(BPR) **I. x m. 'Blue Princess'**: An improved 'Blue Girl'. Denser habit and fruit color is darker red and abundant. 12'H x 8'W

3 gal.

5 gal.

3'4" B&B

4'5" B&B

5'6" B&B

6'7" B&B




48" *specimen*

Not all varieties available in all sizes

continued on next page

Look for our native plant symbol 

(ILH) Ilex x meserveae (Meserve Hybrid Hollies) ○●

- (CHB) **I. x m. 'China Boy'**:  A rounded, dense evergreen shrub with glossy green foliage. The "China Series" appears to be more heat and cold tolerant than the Blue Hollies. 10'H&W
- (CHG) **I. x m. 'China Girl'**:  A rounded, evergreen shrub with glossy green foliage and abundant red fruit. Best paired with 'China Boy'. 10'H&W
3 gal.
5 gal.
3'4' B&B
- (DRL) **I. x aquipernyi 'Dragon Lady'**:  A strong pyramidal-columnar habit with very sharply pointed, dark green leaves and red berries. Best paired with 'Blue Prince'. *I. aquifolium* and *I. pernyi* cross. 20'H x 6'W
4'5' B&B
5'6' B&B
5'6' specimen
6'7' specimen

(ILH) Ilex Hybrids (Hybrid Hollies) ○●


- (NRS) **I. x 'Nellie Stevens'**: A broad pyramidal shrub or tree with large glossy leaves and bright red berries. Best paired with 'China Boy'. 15-25'H
7'8' B&B
8'10' B&B

(IOP) Ilex opaca (American Holly) ○●  

- (OOO) **I. opaca**: A pyramidal evergreen shrub with red berries in the fall. Tolerant of air pollution and salt. 25-40'H
4'5' B&B
5'6' B&B

(IPE) Ilex pedunculosa (Longstalk Holly) ○● 

- (FEM) **I. pedunculosa**: An underused evergreen shrub or small tree with glossy green foliage and a vigorous, irregular habit while young, which becomes uniform with age. Bright red fruit hangs off long stalks in late fall. Good for urban sites. 15-20'H x 10-15' Zones 5-8
PC 3 gal.
10 gal.

(IPR) Ilex pernyi (Perry Holly) ○○  Zones 5-8

(WVA) **I. pernyi 'West Virginia'**: An upright, pyramidal male plant with spiny, dark green foliage similar to 'Dragon Lady'. 10'H x 5'W
 5'/6'
 6'/7'

(IVE) Ilex verticillata (Winterberry) ○○ 

An oval rounded deciduous shrub, useful for wetland mitigation. Females have showy red fruits fall through winter. Prefers moist, acidic soil. Zones 3-9

(JDY) **I. v. 'Jim Dandy'**: A slow-growing, early-flowering dwarf male. 5-7'H

(MBE) **I. v. 'Maryland Beauty'**: A compact grower with large dark red fruit and dark green leaves (*best with 'So. Gentleman'*). 6-7'H

(RSP) **I. v. 'Red Sprite'**: A dwarf female clone, which produces numerous large red fruits (*best with 'Jim Dandy'*). 3-4'H

(MAL) **I. v. 'Southern Gentleman'**: A late-blooming male pollinator. 6-10'H
 PC 3 gal. 1

(WIN) **I. v. 'Winter Red'**: A rounded shrub with bright red fruit in profuse quantities (*best with 'So. Gentleman'*). 7-8'H&W

PC 2 gal. Remediation

PC 3 gal. B&B
 4'/5'

(ITE) Itea virginica (Virginia Sweetspire) ○○ 

Rounded, arching deciduous shrub. Prefers fertile, moist sites. Zones 5-9

(VHG) **I. virginica 'Henry's Garnet'**: White flowers on 6" long racemes and a rich red-purple fall color, which persists into late fall. 4-6'H

PC 3 gal.

(VLH) **I. v. 'Little Henry'**: A compact form with 3-4" racemes and excellent red-purple fall color. 3-4'H

PC 3 gal.

"Nationally, the 60 million street trees have an average value of \$525 per tree."

-Management Information Services

(JCH) Juniperus chinensis (Chinese Juniper): Spreading ○ 

- (DAU) **J. c. 'Daub's Frosted'**: Gold frosted foliage contrasts with pendulous, blue green mature foliage. 18-24"H x 4-5'W
1 gal.
5 gal.
- (GOL) **J. c. 'Gold Lace'**: A compact spreader with vibrant gold foliage throughout the year (brighter yellow in summer sun). 3-4'H x 5-6'W
- (GLS) **J. c. 'Gold Star'**: A compact form with golden-tipped branches and light green or blue-green mature foliage. 3-4'H x 5-6'W
- (OLD) **J. c. 'Old Gold'**: A graceful compact grower with lacy foliage. The golden foliage color holds well into the winter, 3'H x 4'W
- (PFC) **J. c. 'Pfitzeriana Compacta'** (Compact Pfitzer): A compact dwarf with graceful, dense branching and gray-green foliage. 2-3'H x 5'W
3 gal.
- (SAR) **J. c. 'Sargentii'** (Sargent Juniper): Dense, vigorous bright green foliage all year. Resistant to Juniper Blight. 18-24"H x 9'W (2 gal. PC Grown)
- (PSG) **J. c. 'Sea Green'** (Sea Green Pfitzer): A spreader with branches that arch upward with green foliage that darkens in winter. 4-6'H x 6-8'W
- (PNA) **J. c. procumbens 'Nana'** (Japanese Garden Juniper): One of the finest groundcover junipers. This old favorite grows as a neat, mounded mat of small blue-green branchlets. 12"H x 5-6'W
PC 1 gal.
PC 2 gal.

(JCH) Juniperus chinensis (Chinese Juniper): Upright ○ 

- (BPT) **J. c. 'Blue Point'**: A pyramidal form with a dense, upright habit and bluish-green foliage. 12-14'H x 6-8'W
7 gal.
6'/7' B&B
- (HZC) **J. c. 'Hetzi Columnaris'**: An upright, broad pyramidal plant with bright green foliage and heavy production of "berries". 10-15'H x 4-6'W
7 gal.
15 gal.
- (ROG) **J. c. 'Robusta Green'**: A medium-sized, slow-growing, upright plant with dense, tufted, bright green foliage. Somewhat irregular in habit yet still a handsome form. 20'H x 5-7'W
7'/8' B&B

continued on next page

(JCH) Juniperus chinensis (Chinese Juniper): Upright ○ 

- (KAI) **J. c. 'Torulosa' ('Kaizuka')** (Hollywood Juniper): An upright plant with bright green foliage that has an artistic twisted and tufted appearance. Heat and salt tolerant. 20-30'H
7'8' B&B

(JCM) Juniperus communis (Common Juniper) ○  

- (EFF) **J. c. 'Effusa'**: A low growing, wide-spreading plant with rich green foliage with silver bands. Tolerates some shade. 9-12"H x 4-6'W
3 gal.

(JCO) Juniperus conferta (Shore Juniper) ○

- (BLP) **J. c. 'Blue Pacific'**: A wide spreading groundcover type with blue-green foliage. 12-18"H
1 gal.
PC 2 gal.

(JHO) Juniperus horizontalis (Creeping Juniper) ○ 

- (BHA) **J. h. 'Bar Harbor'**: A good, prostrate groundcover with blue-gray foliage in summer that shades blue-purple in the winter. 1'H x 6'W
(WIL) **J. h. 'Wiltoni'** (Blue Rug Juniper) A dense mat of blue foliage that turns slightly purple in winter exposure. 4-6"H x 5'W
PC 1 gal.
PC 2 gal.
- (ICE) **J. h. 'Icee Blue'**: A very compact, low spreader with silver-blue foliage. The mature branches are tipped purple. 4"H x 8'W
2 gal.
PC 3 gal.
- (MLO) **J. h. 'Mother Lode'** (Yellow Blue Rug): Distinctive gold variegated foliage. Very slow growing. 6"H x 3'W
PC 2 gal.

(JSC) Juniperus scopulorum (Rocky Mountain Juniper) ○ 

- (WIB) **J. s. 'Wichita Blue'**: A pyramidal, upright habit with bright blue foliage that holds its color well all year. 10-15'H x 5'W
7 gal.

Juniper Reference Chart on Page 38

Juniper Reference Chart

VARIETY	SIZE	COLOR	SHAPE	POT SIZE
GROUND COVER				
J. chinensis 'Daub's Frosted'	2' x 5'	Blue-green/gold frosted	Low spreader	1 / 5
J. chinensis 'Pfitzeriana Comp.'	2' x 6'	Gray-green	Compact spreader	3
J. chinensis procumb. 'Nana'	1' x 10'	Blue-green	Low spreader	1 / 2
J. chinensis 'Sargentii'	1.5' x 9'	Light Green	Low spreader	1 / 2
J. communis 'Effusa'	1' x 6'	Rich green, silver bands	Low spreading	3
J. conferta 'Blue Pacific'	1' x 8'	Blue-green	Spreading	1 / 2
J. horizontalis 'Bar Harbor'	1' x 8'	Blue-gray, purplish winter	Low spreader	1 / 2
J. horizontalis 'Icee Blue'	4" x 8'	Silver-blue	Very low spreader	2 / 3
J. horizontalis 'Mother Lode'	6" x 4'	Gold variegated	Very low spreader	2
J. horizontalis 'Wiltoni' (Blue Rug)	4" x 8'	Silver-blue, purplish winter	Very low spreader	1 / 2
MEDIUM SPREADERS				
J. chinensis 'Gold Lace'	4' x 5'	Golden foliage	Compact spreader	3
J. chinensis 'Gold Star'	4' x 6'	Blue-green, golden tips	Dense, compact	3
J. chinensis 'Old Gold'	3' x 6'	Bronze-gold	Spreader	3
J. chinensis 'Sea Green'	5' X 6'	Dark green	Spreader	1 / 2
J. squamata 'Blue Star'	3' x 4'	Blue-green	Compact	1 / 2 / 3
J. squamata 'Parsoni'	2' x 8'	Sage green	Medium low spreader	1 / 2
UPRIGHT				
J. chinensis 'Blue Point'	10' x 4'	Blue-green	Pyramidal	7 / B&B
J. chinensis 'Hetzi Columnaris'	15' x 5'	Green	Upright	7 / 15 / B&B
J. chinensis 'Robusta Green'	15' x 8'	Green	Upright	B&B
J. chinensis 'Torulosa'	25' x 10'	Bright green	Upright	B&B
J. scopulorum 'Wichita Blue'	12' x 8'	Bright blue	Upright pyramidal	7

See pages 36-39 for prices

Please call for availability & pricing of topiary styles

(JSQ) Juniperus squamata (Singleseed Juniper)  Zone 4

(BLS) **J. s. 'Blue Star'**: A low rounded plant that retains its bright blue foliage all year and forms a tight mound. 3'H&W

1 gal


PC 2 gal.

PC 3 gal.

(PRS) **J. s. 'Parsoni'** (Parson's Juniper): A prostrate, spreading form with grayish blue-green foliage. 2-3'H x 6-8'W

1 gal

PC 2 gal.

(JVI) Juniperus virginiana (Eastern Red Cedar) ○ 

(OOO) **J. virginiana:** A conical evergreen tree while young. Loose, natural appearance with age. Tolerant of adverse conditions. 45'H x 8-15'W

PC	3 gal.	Remediation
	6'/7'	B&B

Juniper Reference Chart on Page 38

(KAL) Kalmia latifolia (Mountain Laurel) ○●   Zones 4-9

(LAT) **K. latifolia:** Rounded broadleaf evergreen shrub with showy light pink buds that open to almost pure white. Tends to loose the lower branches and becomes more open and with age. 5-12'H&W

	2'/3'	B&B
	3'/4'	B&B
	4'/5'	B&B

(KAL) Kalmia Hybrids (Hybrid Mountain Laurel) ○● 

- (ELF) **K. x 'Elf':** Pink buds open white. *Semi-dwarf.*
- (HKA) **K. x 'Kaleidoscope':** Red buds open cinnamon-red with white edge.
- (HMI) **K. x 'Minuet':** Light pink buds open white with a red band. *Semi-dwarf.*
- (HOF) **K. x 'Olympic Fire':** Red-pink buds open to light pink blooms.
- (PCH) **K. x 'Pink Charm':** Dark pink flower buds open to a rich pink.
- (SRA) **K. x 'Sarah':** Red buds open to pink flowers.
- (TIN) **K. x 'Tinkerbell':** Buds a strong pink and open soft pink. *Semi-dwarf*

PC 3 gal.

(KER) Kerria japonica (Japanese Kerria) ●●

(JGG) **K. j. 'Golden Guinea':** A deciduous shrub with masses of bright, golden-yellow flowers in late spring. Bright green stems add an interesting winter feature. 6-8'H x 5-6'W Zones 4-8
3 gal.

(KOL) Kolkwitzia amabilis (Beauty Bush) ○

(AMA) **K. amabilis:** An upright, arching deciduous shrub with pink flowers in spring. 6-10'H Zones 4-8

PC 3 gal.


(LAB) Laburnum x watereri (Golden Chain Tree) ○●

(VOS) **L. x w. 'Vossi'**: A small, deciduous tree with long, chain-like yellow fragrant flowers and a dense habit. Prefers light shade and cool moist sites. 12-15'H x 9-12'W Zones 5-7
 PC 15 gal.

(LEU) Leucothoe (Fetterbush) ●● 

Spreading evergreen shrubs which prefer moist, acidic soil and partial shade.

(AXI) **L. axillaris** (Coast Leucothoe): Wide spreading branches with glossy leaves. White flowers April-May. 2-4'H x 6'W Zones 6-8
 PC 2 gal.

(CTB) **L. fontanesiana** (Drooping Leucothoe):  Graceful, long arching branches with white flowers in May. 3-6'H&W Zones 4-7
 PC 3 gal.

(FNA) **L. f. 'Nana'** (Dwarf Leucothoe): A dense, dwarf form of the species with arching branches and good fall color. 2-3'H x 3-6'W Zones 5-8

(FON) **L. f. 'Rainbow'**: Foliage emerges white, pink and coppery, maturing to green streaked with cream. 3-5'H&W Zones 5-9

(SCL) **L. f. 'Scarletta'**: A compact, low grower with deep red new growth and bronzy-purple winter hue. 18-24"H x 3-4'W Zones 5-8
 PC 2 gal.
 3 gal.

Not all varieties available in all sizes

(LIG) Ligustrum (Privet) ○●

(OVA) **L. ovalifolium** (California Privet): Excellent hedge. Extremely fast growing and versatile. White flowers in June. 10-15'H Zones 5-7
 PC 3 gal.
 4'5' B&B .00

(LIN) Lindera benzoin (Spice Bush) ○● 

(BEN) **L. benzoin**: A rounded, deciduous shrub with small, yellow flowers in early spring. Excellent for wetlands remediation. 6-12'H&W Zones 4-9
 PC 1 gal.
 PC 2 gal.
 PC 6 gal. *Limited*

(LIQ) Liquidambar styraciflua (Sweetgum) ○ N

(STY) **L. styraciflua**: A large shade tree with excellent multicolor fall foliage and distinctive bark texture. 60-75'H x 40-60'W Zones 5-9

2"-2.5" B&B
3"-3.5" B&B

(SSL) **L. s. 'Slender Silhouette'**: A narrow columnar selection. Fits well in tight spaces. 50-60'H x 5-6'W

2"-2.5" B&B
2.5"-3" B&B
3"-3.5" B&B

(LIO) Liriodendron (Tulip Tree, Tulip Poplar) ○ N

(OOO) **L. tulipifera**: A very large, extremely fast growing, ovate to pyramidal deciduous tree. Large yellow-green tulip-shaped blooms. 80'H x 40'W

PC 3 gal. *remediation*
2.5"-3" B&B

(LON) Lonicera (Honeysuckle) ○●

Fragrant, deciduous climbing vine

(SMG) **L. sempervirens 'Magnifica'** (Trumpet Honeysuckle): N Orange-red tubular flowers, which tend to repeat thru the summer. Zones 4-9

(HEC) **L. x heckrottii** (Goldflame Honeysuckle): Carmine buds open to pink-orange flowers starting in April. Zones 5-9

PC 1 gal. *Staked*

(MAG) Magnolia 

(VIG) **M. virginiana** (Sweetbay, Swamp Magnolia): ○● N A small semi-evergreen tree with creamy white, lemon scented blooms. More shade and wet tolerant than other Magnolias. 15-18'H

6'/7' B&B
10'/12' B&B

(SRS) **M. stellata 'Royal Star'**: ○ A densely branched shrub with white, star-shaped blooms that open from pink buds. 12-15'H&W

5'/6' B&B
6'/7' B&B
7'/8' B&B

continued on next page

(MAG) Magnolia 

- (SOU) **M. x soulangiana** (Saucer Magnolia): ○ A mid-sized multi-stem shrub or low-branched tree with an irregular rounded habit. Large cup-like blooms in shades of purplish-pink to white emerge late April. 20-30'H
6'/7' B&B
- (JAN) **M. x 'Jane'**: ○ Large blooms emerge in May with reddish-purple on the outside of the petals and white on the inside. 12-15'H x 10'W Zones 4-6
6'/7' B&B
8'/10' B&B
- (LEM) **M. x loebneri 'Leonard Messel'**: ○ A large shrub or small tree, which produces fragrant lavender-pink star shaped flowers. Sometimes called a Pink Star Magnolia. 20-25'H x 25-35'W
6'/7' specimen
- (MER) **M. x l. 'Dr. Merrill'**: ○ A vigorous-growing deciduous large shrub or small tree with a dense branching habit. Large white star-like flowers with a light fragrance emerge in early spring. 25'H&W
7'/8' specimen

(MAL) Malus (Crabapple)

	VARIETY	SIZE	SHAPE	FLOWER	FRUIT	LEAF COLOR
(ADA)	Adams	20'H&W	Dense, rounded	Single pink	Red	Green-reddish
(DWY)	Donald Wyman	20x24'	Rounded	Single white	Red	Glossy, green
(FLO)	Floribunda	18x25'	Spreading	Single, pink to white	Yellow-red	Green
(PFI)	Prairie Fire	20'H&W	Upright, rounded	Single, dark purple-red	Dark red	Maroon, red-green
(RDB)	Red Barron	18x8'	Narrow, columnar	Single, dark red	Dark red	Red-purple, bronze-green
(RDJ)	Red Jade	10x15'	Weeping	Pink buds, white	Glossy red	Glossy, green
(RJE)	Red Jewel	15x12'	Upright, pyramidal	White	Red	Green
(RBN)	Robinson	25'H&W	Upright, spreading	Single, deep pink	Red	Bronze-green
(SAR)	Sargent	8x12'	Low, horizontal	Single white, fragrant	Red	Dark green
(SPS)	Spring Snow	25x22'	Dense, oval	Single white, fragrant	None	Green

PC 2''-2.5'' B&B

PC 2.5''-3'' B&B

Not all varieties available in all sizes

Please call for availability & pricing of other sizes

(MAL) Malus (Dwarf Crabapple)

	VARIETY	SIZE	SHAPE	FLOWER	FRUIT	LEAF COLOR
(CLB)	Coralburst	15'H&W	Dwarf, slow-growing patio-tree	Double pink	Bronze	Dark green

PC 1.5"-2" B&B

PC 2"-2.5" B&B

Not all varieties available in all sizes

(MAL) Malus (Edible Apples)

As in previous years, we will be carrying fruiting apple trees. Due to inconsistency in grading and availability from our vendors, please call for availability and prices.

(MET) Metasequoia glyptostroboides (Dawn Redwood) ○

(GLY) **M. glyptostroboides**: A large, deciduous, coniferous tree with a pyramidal habit. Very finely textured foliage and excellent peeling rich brown bark. Fast growing. 70-100'H x 25'W Zones 5-8

PC 10 gal.

(MIC) Microbiota decussata (Russian Cypress) ○●

(BIO) **M. decussata**: A low growing, spreading evergreen conifer with purple winter color. Foliage is soft and feathery. 12"H x 8-10'W Zones 3-8

PC 1 gal.

PC 3 gal.

(MYR) Myrica (Bayberry) ○●  

(GLE) **M. gale** (Sweetgale): A low growing shrub with attractive and aromatic foliage. Good for wet sites. 1-5'H&W Zones 1-5

PC 2 gal.

(PSV) **M. pennsylvanica** (Northern Bayberry): An adaptable, upright, spreading shrub with aromatic foliage and gray fruit that persists into winter. Salt tolerant. 5-12'H&W Zones 3-6

PC 3 gal.

3'4' B&B

5'6' B&B

**Have a large project?
Ask us about direct shipments to your jobsite**

Nursery Stock

1-9 10-24 25 & UP

(NYS) *Nyssa sylvatica* (Tupelo, Sour Gum) ○● N

(SYL) *N. sylvatica*: An excellent large specimen tree with shimmering foliage and brilliant fall foliage. 40'H x 25'W Zones 4-9

PC 10 gal.
1.75"-2" B&B
2"-2.5" B&B

Please call for availability & pricing of other sizes

(OXY) *Oxydendrum arboreum* (Sourwood) ○● N

(ARB) *O. arboreum*: A pyramidal tree with shiny green foliage and bright red fall color. Andromeda-like flowers in summer. An excellent specimen, truly an all season ornamental. 25'H x 20'W Zones 5-9

1.25"-1.5" B&B
2"-2.5" B&B
6'/7' *clump*
8'/10' *clump*

(PAC) *Pachysandra* (Spurge) *See Groundcovers on pages 86-88*

(PAR) *Parthenocissus* ○●

(QUN) *P. quinquefolia* (Virginia Creeper): N A fast growing deciduous vine with dark green, palmately compound leaves. Purple-red fall color develops early. Tolerant of most conditions, including salt.

(TCU) *P. tricuspidata* (Boston Ivy): A fast growing deciduous vine with glossy dark green leaves and red-purple fall color. Zones 4-8

PC 1 gal. *staked*

(PHI) *Philadelphus* (Mockorange) ○● Zone 4

(CON) *P. coronarius* (Sweet Mockorange): A deciduous multi-stemmed shrub with a rounded habit. White flowers in late May. 10'H&W Zones 4-8

(VMS) *P. x virginalis*: Very fragrant, large white flowers. 6-8'H&W Zones 5-8

(MSN) *P. x v. 'Minnesota Snowflake'*: Large, fragrant double white flowers.

(NAT) *P. x 'Natchez'*: Large single flowers on a more upright plant. 8-10'H

PC 3 gal.
PC 6 gal.

(PHS) Physocarpus opulifolius (Common Ninebark) ○● N

Deciduous shrub with pink flowers in May-June. Drought tolerant. Zone 2-7

(ODI) **P. opulifolius 'Diablo'**: Leaves emerge deep purple. 5-10'H&W

PC 3 gal.

PC 10 gal. *tree form*

(OSW) **P. o. 'Summer Wine'**: Purple leaves on a compact plant. 4'H&W

PC 3 gal.

(PIC) Picea (Spruce)

(ABS) **P. abies** (Norway Spruce): ○● Large conical evergreen tree. *All our Norway Spruce are Northern Grown.* 40-60'H x 25-30'W Zones 3-8

5'/6' B&B

6'/7' B&B

7'/8' B&B

8'/10' B&B

Please call for availability & pricing of other sizes

(ACR) **P. a. 'Acrocona'**: ○● A broad spreading pyramid with graceful arching branches. Red spring cones on branch tips. 15'H&W Zone 3
6 gal.

(ACS) **P. a. 'Clanbrassiliana Stricta'**: ○● A slow growing cultivar, which matures into a dense pyramidal shape. 5-10'H (10 years) Zone 4
3 gal.

6 gal.

36"-42" B&B

(ABC) **P. a. 'Cupressina'**: (Fastigate Norway Spruce): ○● A very narrow, upright habit that provides a vertical accent. Zone 4

5'/6' B&B

6'/7' B&B

7'/8' B&B

8'/10' B&B

(AEL) **P. a. 'Elegans'**: (Spreading Dwarf Norway Spruce): ○● A slow growing, rounded, nest-type shrub. Tends to bud early and develop bright green new growth. 3-5'H (10 years) Zone 3
6 gal.

continued on next page

(PIC) Picea (Spruce)**Continued**

- (ABN) **P. abies 'Nidiformis'** (Birdsnest Spruce): ○● A spreading, dense, slow growing shrub with a flat top. 3-6'H x 10'W (10 years +)
PC 3 gal.
- (ABP) **P. a. 'Pendula'** (Weeping Norway Spruce): ○● Narrow, upright plants with distinctly weeping branchlets. An outstanding specimen. Zone 3
6 gal.
4'/5' B&B
Please call for availability & pricing of other sizes
- (APU) **P. a. 'Pumila'**: ○● A dwarf nest-style spruce with uniform branches, which point up and out. A more rounded habit while young. 3-5'H
PC 3 gal.
- (GLA) **P. glauca** (White Spruce): ○● **N** A good selection for adverse conditions. Tolerates moisture and salt air. Does best in full sun. *All our White Spruce are Northern Grown.* 40-60'H x 25-30'W Zones 2-9
5'/6' B&B
6'/7' B&B
7'/8' B&B
8'/10 B&B
Please call for availability & pricing of other sizes
- (GLC) **P. g. 'Conica'** (Dwarf Alberta Spruce): ○● A slow growing, dense pyramidal shrub. Good for containers. Avoid hot, dry conditions.
1 gal.
PC 3 gal.
5 gal.
7 gal.
10 gal.
Please call for availability & pricing of topiary styles
- (GLP) **P. g. 'Pendula'** (Weeping White Spruce): ○ A distinctive formal, narrow, conical shape with pendulous, stiff drooping branches and gray-green foliage. 40'H x 8'W Zones 2-9
6 gal.
10 gal.
20" Box *specimen*

continued on next page

(PIC) Picea (Spruce)**Continued**

(OMO) **P. omorika** (Serbian Spruce): ○● A narrow, pyramidal tree with pendulous branches. Needles have a bluish underside. Pollution and shade tolerant. Protect from strong wind. *All our Serbian Spruce are Northern Grown.* 50-60'H x 20'W Zones 4-7

5'6' B&B

6'7' B&B

7'8' B&B

8'10' B&B

(OSK) **P. orientalis 'Skylands'** (Yellow Oriental Spruce): ○● A slow growing, pyramidal tree with golden needles all year. Some afternoon shade suggested for summer heat. 35'H x 15'W Zones 5-8

6 gal.

10 gal.

(PUN) **P. pungens** (Colorado Spruce): ○ A narrow, dense, conical shape with horizontal, stiff branches. Foliage naturally varies from green to blue. Tolerant of hot, dry conditions. *All our Colorado Spruce are Northern Grown.* 30-60'H x 10-20'W Zones 3-7

5'6' B&B

6'7' B&B

7'8' B&B

8'10' B&B

Please call for availability & pricing of other sizes

(PBB) **P. p. 'Bison Blue'**: ○ A symmetrical, pyramidal plant with vibrant blue foliage. 35'H x 15'W Zone 3

5'6' B&B

7'8' B&B

(PFT) **P. p. 'Fat Albert'**: ○ A dense, broad, upright pyramidal shape with steel blue foliage. 15'H x 10'W

5'6' B&B

6'7' B&B

7'8' B&B


continued on next page

(PIC) Picea (Spruce)**Continued**

- (PGL) **P. pungens 'Glauca Globosa'** (Dwarf Globe Blue Spruce): ○ A compact globe-shape while young, will form a leader. 3'H x 6'W
- (PMO) **P. p. 'R. H. Montgomery'** (Compact Blue Spruce): ○ A slow growing conical dwarf, with silvery-blue needles. 2-3'H&W (10 years)
 3 gal.
 6 gal.
 10 gal.
 20" Box *specimen*
- (PPE) **P. p. 'Pendula'** (Weeping Blue Spruce): ○ A popular weeping form with a lovely cascading habit. Unstaked, it can become a groundcover.
 6 gal.
 5'/6' B&B
- (PGP) **P. p. 'Procumbens'**: ○ A spreading, groundcover. 5-10'W
 6 gal.
 10 gal.

(PIE) Pieris (Andromeda) ○  A broadleaf evergreen shrub with an upright, spreading habit. Flowers in March-April. 10-12'H x 6-8'W Zones 4-7

- (JAP) **P. japonica** (Japanese Andromeda): An excellent foundation plant with red buds and white flowers. Tolerates deep shade better than cultivars.
- (JDW) **P. j. 'Dorothy Wycoff'**: Dark red flower buds against dark green foliage. Flowers bloom pink.
- (JFS) **P. j. 'Flaming Silver'**: Variegated leaf margin starts pink turns to white.
- (JMF) **P. j. 'Mt. Fire'**: New growth is bright red. Flowers bloom white.
- (SND) **P. j. 'Snowdrift'**: Slower growing and dense. Abundant white showy flowers and bronze new growth. 4-6'H&W
- (BRB) **P. x 'Brouwer's Beauty'** (P. japonica x floribunda): A dense compact habit with deep green leaves. New growth is yellowish and flower buds are reddish. Less tolerant of wet sites than others. 6'H&W Zones 5-7
 PC 2 gal.
 PC 3 gal.
 PC 6 gal.
Not all varieties available in all sizes

- (PIE) Pieris (Andromeda)** ○  A broadleaf evergreen shrub with an upright, spreading habit. Flowers in March-April. 10-12'H x 6-8'W Zones 4-7
- (COM) **P. j. 'Compacta'**: A dense compact form with smaller leaves than the species. Abundant white flowers. 4-6'H
- (JCA) **P. x 'Spring Snow'**: A compact shrub with upright flower panicles of pink buds opening to white flowers. 3'H x 4'W Zones 5-7
PC 3 gal.
 5 gal.
- (JCA) **P. x 'Cavatine'**: A compact plant with tight leaves. Blooms later than P. japonica and the flowers last longer. Cold hardy. 2'H x 4'W
PC 2 gal.
PC 6 gal.
- (PYG) **P. j. 'Red Mill'**: A compact habit with bright red new growth changing to green. Long lasting white spring flowers. 4-6'H x 3-5'W Zones 5-7
 10 gal.

(PIN) Pinus (Pine) ○ 

- (DUM) **P. densiflora 'Umbraculifera'** (Tanyosho Pine): Vase shaped with a flat top and very orange bark. 20'H&W Zone 3
 30"-36" *standard*
- (FLV) **P. flexilis 'Vanderwolf'** (Limber Pine): A vigorous grower with a broad pyramidal habit and silvery blue foliage. 25'H x 12'W Zone 4
 4'/5' B&B
 5'/6' B&B
 6'/7' B&B
 7'/8' B&B
- (MUM) **P. mugo** (Swiss Mountain / Mugo Pine): A slow growing, dense shrub or multi-trunked tree with a large variation in size and shape. Needles are ridged and twist slightly. Remove new candles in spring to shape. Tolerant of some shade. 5-25'H&W Zones 3-7
PC 3 gal.
- (MPU) **P. m. var. pumilio** (Dwarf Mugo Pine): Similar to the species but with a more uniform prostrate habit. 3-5'H x 4-6'W
 5 gal.
 10 gal.

continued on next page

(PIN) Pinus (Pine)

Continued

(MSM) **P. mugo ‘Slowmound’**: A true dwarf selection, which forms a dark green, dense mound. 3’H (10 years) Zone 2

(MWB) **P. m. ‘Whitebud’**: Like ‘Slowmound’, with bright white winter buds. 3 gal.

(PAG) **P. parviflora ‘Glauca’** (Japanese White Pine): A small to medium tree with irregular branching that bears bright blue twisted needles and a heavy cone set. Salt tolerant. 25-45’H Zones 4-7
6’/7’ B&B

(STR) **P. strobus** (White Pine): N A fast growing pyramidal evergreen with light green needles with a bluish hue. 50-80’H x 20-40’W Zones 3-8

5’/6’ B&B

6’/7’ B&B

7’/8’ B&B

8’/10’ B&B

10’/12’ B&B

12’/14’ B&B

Please call for availability & pricing of other sizes

(SBS) **P. s. ‘Blue Shag’**: A rounded dense, formal plant with bluish-green needles. 3-5’H&W Zones 3-8
6 gal.

(STN) **P. s. ‘Nana’** (Dwarf White Pine): A dwarf, mounded form. 2-3’H&W
PC 10 gal.

(STP) **P. s. ‘Pendula’** (Weeping White Pine): Large, pendulous, twisting and drooping branches on a variable habit and form.
PC Farm Specimen

(TTH) **P. thunbergii ‘Thunderhead’** (Japanese Black Pine): A compact, upright plant with a billowy appearance and bright white candles. 5-10’H (10 years) Zones 5-8

6 gal.

15” Box *specimen*

20” Box *specimen*

4’/5’ B&B

(PLA) Platanus x acerifolia (London Plane) ○●

(ACB) **P. x acerifolia ‘Bloodgood’**: A large rounded shade tree with showy bark and better disease resistance than *P. occidentalis*. An excellent tree for city plantings and adverse conditions. 85’H x 65’W Zones 5-8

PC	2”-2.5”	B&B
PC	2.5”-3”	B&B
	3”-3.5”	B&B

(POT) Potentilla fruticosa (Bush Cinquefoil) ○●   Zone 2-7

(ABT) **P. f. ‘Abbotswood’**: A spreading shrub with dark blue-green foliage and large white flowers from June to frost. 2-3’H&W

(DAS) **P. f. ‘Dakota Sunspot’**: A compact shrub with vivid golden yellow flowers from late spring to frost. 2-3’H x 3-4’W

(GOF) **P. f. ‘Goldfinger’**: A round habit with very large gold-yellow flowers and dark green foliage. 3’H x 4’W

(PNK) **P. f. ‘Pink Beauty’**: A round habit with pink flowers and bright green foliage. Very floriferous. 2’H&W

PC 2 gal.

(PRU) Prunus (Almond, Cherry, Plum & Peach)

(CKV) **P. cerasifera ‘Krauter’s Vesuvius’** (Purple Leaf Plum): ○ A more upright grower than ‘Thundercloud’ with white-pink flowers in spring. A more heat-tolerant selection. 30’H x 20’W Zones 5-8

(CFT) **P. c. ‘Thundercloud’** (Thundercloud Plum): ○ A rounded tree with lustrous deep purple foliage all season and slightly fragrant, pink blossoms in spring. 20’H&W Zones 5-8

PC	15 gal.	
	1.75”-2”	B&B
PC	2”-2.5”	B&B
PC	2.5”-3”	B&B
PC	3”-3.5”	B&B

Not all varieties available in all sizes

Please call for availability & pricing of other sizes

continued on next page

(PRU) Prunus (Almond, Cherry, Plum & Peach) Continued

- (CIS) **P. x cistena** (Purple Leaf Sand Cherry): ○ A very hardy shrub with purple-red foliage and light pink, fragrant flowers. 8'H&W Zone 3b
- (GLD) **P. glandulosa** (Dwarf Flowering Almond): ○● Ideal as a small shrub. Double pink flowers all along its stems. 5-6'H x 3-4'W Zone 4
 PC 3 gal.
 PC 6 gal.
- (OLU) **P. laurocerasus 'Otto Luyken'** (Cherry Laurel): ○●● A dense, compact evergreen with glossy deep green leaves. Fragrant white flowers in late April. Avoid over-head watering. 3'H x 6'W Zones 6-8
 5 gal.
 7 gal.
 10 gal.
- (SCH) **P. l. 'Schipkaensis'** (Schip Laurel): ○●● An upright, spreading evergreen shrub with narrow, dark green leaves. 5-10'H Zones 5-8
 10 gal.
 3'4' B&B
 5'6' B&B
- (MAR) **P. maritima** (Beach Plum): ○□ A round, dense shrub with white single or double flowers. Salt tolerant. 6'H x 5'W Zones 3-6
 PC 3 gal.
 3'4' B&B
- (SKW) **P. serrulata 'Kwanzan'** (Flowering Cherry): ○ A vase-shaped tree with bronze new growth changing to green. Blooms heavily in spring with double pink blooms. 30'H x 20'W Zones 5-7
- (SRB) **P. s. 'Royal Burgundy'**: ○ Similar to 'Kwanzan' in habit. Leaves are reddish-purple all season and a darker tint to its flowers. Slightly slower growing. 20'H x 15'W Zones 5-7
 2"-2.5" B&B
 2.5"-3" B&B
 3"-3.5" B&B
- Please call for availability & pricing of other sizes*
- (SGO) **P. serrulata 'Snow Goose'**: ○ An upright tree with pure white single flowers emerging before the foliage in spring. 20'H x 15'W Zones 5-7
 2.5"-3" B&B
 3"-3.5" B&B

continued on next page

(PRU) Prunus (Almond, Cherry, Plum & Peach) Continued

(SAU) **P. subhirtella 'Autumnalis'** (Autumn Cherry): ○ An open, rounded tree, usually multi-trunk or low branched, with double pink flowers in spring before the foliage emerges. Yellow to bronze fall color. In warmer seasons, it may flower again in the Fall. 20-35'H&W Zones 5-8
2.5"-3" B&B

(SPE) **P. subhirtella 'Pendula'** (Weeping Cherry): ○ A gently weeping tree with double pink blooms before the leaves in early spring. 25'H&W

(SFO) **P. x 'Snow Fountain'**: ○ White flowers in spring. Smaller than other weeping cherries. Easily pruned to change its character. 12'H&W

PC 15 gal. *low-graft*

PC 15 gal. 5'/6'

LOW *specimen*

PC 2"-2.5" B&B

PC 2.5"-3" B&B

PC 3"-3.5" B&B

Please call for availability & pricing of other sizes

(VCR) **P. virginiana 'Canada Red'** (Canada Red Choke Cherry): ○● N
A vigorous grower with a uniform well rounded branch structure. New dark green leaves turn deep red as they mature. 20'H&W Zones 2-6
PC 3 gal.

(OKA) **P. x 'Okame'** (Okame Cherry): ○ A rounded habit with dark green fine textured foliage and bronze-red fall color. Profuse, long lasting early pink flowers. 20-30'H&W Zones 6-8

(SYE) **P. x 'Yedoensis'** (Yoshino Cherry): ○ The Washington D.C. Cherry. Single light pink to white fragrant flowers. 35'H&W Zones 5b-8

PC 2"-2.5" B&B

PC 2.5"-3" B&B

PC 3"-3.5" B&B

Not all varieties available in all sizes

Please call for availability & pricing of other sizes

(PSE) Pseudotsuga menziesii (Douglas Fir) ○

(MNZ) **P. menziesii**: An excellent evergreen for single specimen or mass planting. Not suitable for windbreaks. 40-80'H x 12-20'W Zone 3b

5'/6" B&B

6'/7" B&B

7'/8" B&B

8'/10" B&B

(PYU) Pyrus calleryana (Callery Pear) ○●

A fast growing, mid-sized ornamental tree with white flowers, glossy leaves and great fall color. Very adaptable to different site conditions. Zones 5-8

(CAA) **P. c. 'Aristocrat'**: An oval-pyramidal tree with a wider branching angle and a slightly later bloom time than other cultivars. 35'H x 30'W

(CCA) **P. c. 'Capital'**: A narrow, columnar tree with excellent red-purple fall color. 30-35'H x 8-12'W

PC 15 gal.

(CLY) **P. c. 'Bradford'**: "The First One" - popular for its dense branching and broadly pyramidal habit. 45'H x 35'W

(CCS) **P. c. 'Cleveland Select' ('Chanticleer')**: Like 'Bradford' but with a narrower habit. 40'H x 20'W

1.75"-2" B&B

2"-2.5" B&B

2.5"-3" B&B

3"-3.5" B&B

Not all varieties available in all sizes

Please call for availability & pricing of other sizes

(CTR) **P. c. 'Trinity'**: A tightly rounded head with profuse white flowers and an orange-red fall color. 30'H x 25'W

PC 2"-2.5" B&B

(QUE) Quercus (Oak) [N]

Zones 4-8

(ALB) **Q. alba** (White Oak): ○● A pyramidal tree while young becomes a handsome tree with a broad, rounded habit and wide-spreading branches at maturity. Purple-red fall color. 60-80'H&W

2"-2.5" B&B

3"-3.5" B&B

Please call for availability & pricing of other sizes

(BIC) **Q. bicolor** (Swamp White Oak): ○● A beautiful tree with a broad, rounded crown. Copper-red fall color. Well adapted to wet, poorly drained soils. 50-60'H&W

PC 3 gal. remediation

2"-2.5" B&B

3"-3.5" B&B

Please call for availability & pricing of other sizes

(QUE) Quercus (Oak) N

Zones 4-8

(PAL) **Q. palustris** (Pin Oak): ○● A pyramidal tree with a strong central leader and layered branches. Red-russet fall color. 60-70'H x 25-40'W

- PC 3 gal. remediation
- PC 15 gal.
- PC 2"-2.5" B&B
- PC 2.5"-3" B&B
- PC 3"-3.5" B&B

Please call for availability & pricing of other sizes

(PAL) **Q. p. 'Green Pillar'**: ○● A fastigate form of the species. Red-russet fall color. 50-60'H x 12-15'W

- 2"-2.5" B&B
- 3"-3.5" B&B

(RUB) **Q. rubra (Q. borealis)** (Northern Red Oak): ○ A rounded outline with upright spreading branches and red fall foliage. 60-75'H&W Zone 3-7

- PC 3 gal. remediation
- PC 15 gal.
- 2"-2.5" B&B
- 2.5"-3" B&B
- 3"-3.5" B&B

Please call for availability & pricing of other sizes

(RHO) Rhododendron maximum (Rosebay Rhododendron) ●●

(MAX) **R. maximum**: N A multi-stemmed, evergreen shrub with whitish pink flowers very late spring. 5'H (10 yrs) H-1

- 30"-36" B&B
- 3'4" B&B
- 4'5" B&B
- 5'6" B&B

Please let us quote your upcoming jobs
Email your plant lists to info@planterschoice.com
or fax them to our offices

(RHO) Rhododendron – Large-leaved

	VARIETY	SIZE	FLOWER	BLOOM	HARDINESS	POT SIZE
(CAT)	ALBUM <i>Catawbiense</i>	6'H	WHITE	LATE-MID	H-1	3
(BOU)	BOURSAULT <i>Catawbiense</i>	6'H	LAVENDER	LATE-MID	H-1	3 / 10
(CHI)	CHINOIDES <i>Catawbiense</i>	4'H	WHITE	LATE-MID	H-2	3 / 10
(CUN)	CUNNINGHAM'S WHITE <i>Catawbiense</i>	3'H	WHITE	LATE-MID	H-2	3 / 6 / 10
(EBO)	EDITH BOSELY	5'H	DARK PURPLE	MID	H-1	3
(ENG)	ENGLISH ROSEUM <i>Catawbiense</i>	6'H	PINK	LATE-MID	H-1	3 / 6 / 10
(JBL)	JANET BLAIR	6'H	FRILLY LIGHT PINK	MID	H-2	3
(LAV)	LAVENDER PRINCESS	4'H	LAVENDER	MID-LATE	H-2	3 / 6 / 10
(ROM)	MAXIMUM ROSEUM	6'H	PINK	LATE-MID	H-1	3 / 10
(NOV)	NOVA ZEMBLA <i>Catawbiense</i>	5'H	RED	MID	H-1	3 / 6 / 10
(ROE)	ROSEUM ELEGANS <i>Catawbiense</i>	6'H	LILAC-ROSE	LATE-MID	H-1	3 / 6 / 10
(SCT)	SCINTILLATION	6'H	CLEAR PINK	MID	H-2	3

H-1 =Hardy -20° to -25° H-2 Hardy -10° to -15°

PC 3 gal.

PC 6 gal.

PC 10 gal.

3' / 4' B&B

4' / 5' B&B

Not all varieties available in all sizes

(RHO) Rhododendron – Yakushmanum Hybrids ('Yaks')

	VARIETY	SIZE	FLOWER COLOR	BLOOM	HARDINESS	POT SIZE
(IME)	INGRID MEHLQUIST	2'H	LIGHT PINK W/ DARK BLOTCH	LATE-MID	H-1	3
(KJA)	KEN JANECK	3'H	APPLE BLOSSOM PINK	MID	H-2	3
(YPP)	YAKU PRINCE	3'H	DARK PINK	LATE-MID	H-2	3
(YKP)	YAKU PRINCESS	3'H	LIGHT PINK	MID	H-2	3

H-1 =Hardy -20° to -25° H-2 Hardy -10° to -15°

PC 3 gal.

5 gal.

Not all varieties available in all sizes

continued on next page

(RHO) Rhododendron – Small-leaved

	VARIETY	SIZE	FLOWER	BLOOM	HARDINESS	POT SIZE
(BBA)	BLUE BARON	3'x 2'	BLUE	EARLY-MID	H-2	3
(CHK)	CHECKMATE	3'x 2'	LAVENDER-PINK	EARLY	H-1	6
(DOR)	DORA AMATEIS	3'H	WHITE	EARLY-MID	H-2	3
(LND)	LANDMARK	3'H	DARK PINK-RED	EARLY-MID	H-1	3
(LOG)	LITTLE OLGA	3'H	BRIGHT PINK	LATE-MID	H-1	3
(MFL)	MARY FLEMING	2'H	YELLOW-PINK	EARLY-MID	H-2	2
(MRT)	MYRTIFOLIUM	4'H	PINK	EARLY-MID	H-2	2
(OLG)	OLGA MEZZITT	4'H	CLEAR PINK	LATE-MID	H-1	3 / 6
(PJE)	PJM ELITE	5'H	LAVENDER	VERY LATE	H-1	3 / 6
(PJC)	PJM COMPACTA	4'H	LAVENDER	EARLY	H-1	3 / 6
(PRG)	PURPLE GEM	2'x 4'	PURPLE	EARLY-MID	H-1	2

H-1 =Hardy -20° to -25° H-2 Hardy -10° to -15°

PC 2 gal.

PC 3 gal.

PC 6 gal.

Not all varieties available in all sizes

(RHU) Rhus (Sumac) ○● [N]

(ARO) **R. aromatica** (Fragrant Sumac): Brilliant fall foliage. An excellent plant for stabilizing slopes and banks. 5'H x 8'W

(GLO) **R. a. 'Gro-low'**: Forms low mounds of lustrous foliage with scarlet to orange fall foliage. Red fruit matures in August. 2'H x 8'W Zones 3-9

PC 3 gal.

(GLB) **R. glabra** (Smooth Sumac): A large shrub or small tree with smooth branches and bright red to purple fall foliage. 10'H x 15'W Zone 3-9

(TYP) **R. typhina** (Staghorn Sumac): Similar to R. glabra. Orange-red-yellow fall foliage. 10'H x 15'W Zones 4-8

PC 2 gal.

(RIB) Ribes (Currant) ○●

(ALP) **R. alpinum** (Alpine Currant): A compact, mounding shrub with yellow blooms in April and red-yellow fall color. 3-6'H Zones 2-7

PC 2 gal.

(ROS) Rosa (Rose)

- (FAI) **R. floribunda 'The Fairy'**: Clusters of shell pink flowers. 2'H x 4'W
2 gal.
- (CAD) **R. x 'Carefree Delight'**: Medium single, vivid pink. 3'H x 5'W
- (CAW) **R. x 'Carefree Wonder'**: Semi-double, bold pink. 3'H&W
2 gal.
- (RUG) **R. rugosa** (Rugosa Rose): Single rose pink to white blooms. A very adaptable rose with good salt tolerance. 4'H x 6'W Zones 2-8
- (RUA) **R. r. 'Alba'** (White Rugosa Rose): Single white blooms through summer. Good orange-red fall color and ample production of fruit.
PC 2 gal.
- (PAL) **R. palustris** (Swamp Rose): Single pink, fragrant flowers in mid-summer. Perfect for poorly drained, wet soil. Salt tolerant.
- (VIR) **R. virginiana** (Virginia Rose): Large, fragrant single pink flowers (May-July) on an upright shrub. 4-6'H Zones 3-8
PC 1 gal.

(ROS) Rosa (Groundcover Roses)

Zones 5-10

- (CCR) **R. x 'Coral Carpet'**: Single, coral pink blooms. 2-3'H x 3-4'W
- (CPK) **R. x 'Pink Carpet'**: Double, hot pink blooms. 2-3'H x 3-4'W
- (CTD) **R. x 'Red Carpet'**: Single, deep red blooms. 2-3'H x 3-4'W
- (CWH) **R. x 'White Carpet'**: Semi-double, white blooms. 2-3'H x 3-4'W
- (CYL) **R. x 'Yellow Carpet'**: Semi-double, yellow blooms. 2-3'H x 3-4'W
2 gal.
- (COD) **R. x 'Coral Drift'**: Semi-double, coral pink blooms. 1-2'H x 2-3'W
- (RDR) **R. x 'Red Drift'**: Semi-double, pink-red blooms. 1-2'H x 2-3'W
- (PID) **R. x 'Pink Drift'**: Single, deep pink blooms. 1-2'H x 3'W
- (PED) **R. x 'Peach Drift'**: Double, light peach-pink blooms. 1-2'H x 2'W
2 gal.

(ROS) Rosa (Climbing Roses)

Zones 5-10

- (CND) **R. 'New Dawn'**: Large, fragrant, double soft pink blooms. 18-20'H
- (CBL) **R. 'Blaze'**: Double red blooms (rebloomer if deadheaded). 12-15'H
3 gal.
5 gal. *espalier*
10 gal. *espalier*

(ROS) Rosa (Knock-Out Series) Low maintenance shrub roses. Good resistance to black spot. Considered "self-cleaning". 3-4'H&W Zones 5-10

- (KNO) **R. x 'Knockout'**: Single, cherry red blooms.
- (PKN) **R. x 'Pink Knockout'**: Single, rich pink blooms.
- (BKN) **R. x 'Blushing Knockout'**: Single, light pink blooms.
- (DKO) **R. x 'Double Knockout'**: Double, deep red blooms.
- (PDK) **R. x 'Pink Double Knockout'**: Double, rich pink blooms.
- (RNK) **R. x 'Rainbow Knockout'**: Single, coral blooms with a yellow center.
- (SKO) **R. x 'Sunny Knockout'**: Single, yellow blooms fade to a creamy white.
- (WHO) **R. x 'Whiteout'**: Single, pure white blooms.

3 gal.

10 gal.

Not all varieties available in all sizes

(SAL) Salix (Willow) ○

(NIO) **S. alba 'Niobe' ('Tristis')** (Golden Weeping Willow): Beautiful weeping branchlets, which are colored a bright straw yellow (very prominent in winter). Good for wet sites. 50'H&W Zones 2-8

- PC 15 gal.
- 2"-2.5" B&B
- 3"-3.5" B&B

(DIS) **S. discolor** (Pussy Willow): N An upright, multi-stemmed shrub. Silver-white catkins in early spring. 20'H x 15'W

(MLA) **S. gracilistyla var. melanostachys** (Black Pussy Willow): A round shrub with purple-black winter stems and purple catkins in spring. Great for cut flower arrangements. 6-10'H Zones 5-7

(NIG) **S. nigra** (Black Willow): N A rapid growing tree for remediation purposes. Excellent choice for wet sites. 45-50'H Zones 2-8

(PRP) **S. purpurea 'Nana'** (Blue Arctic Willow): A compact, rounded shrub with blue green foliage. Good for stabilizing banks. 4'H&W Zones 3-6
PC 2 gal.

(HAN) **S. integra 'Hakura-nishiki'** (Nishiki Willow): ○● A rounded shrub with arching branches and variegated foliage. 4-6'H&W Zones 5-8

- PC 2 gal.
- PC 6 gal. *Tree form*

(SAM) Sambucus (Elderberry) ○

(CAN) **S. canadensis:** N A broad, rounded shrub with large purple-black fruits in late summer-fall. 10-12'H x 8-12'W Zones 4-9
 PC 3 gal.

(SCC) Sarcococca hookeriana (Sweetbox) ●●

(HOK) **S. hookeriana var. humilis:** Low-growing evergreen groundcover with fragrant white flowers and blue-black fruit. 18-24"H Zones 6-8
 1 gal.
 2 gal.
 3 gal.

(SCZ) Schizophragma hydrangeoides (Japanese Hydrangea Vine)

(HMO) **S. h. 'Moonlight':** ●● A vigorous, deciduous vine with silver-green leaves and deep green veins. White flowers in June-July. Requires consistently moist soil. 20-30"H Zones 5-9
 PC 3 gal. *limited*

(SCI) Sciadopitys verticillata (Umbrella Pine) ○

(VER) **S. verticillata:** A small to medium evergreen tree with thick, glossy needles. Slow growing and long lived. 25-40'H x 15-20'W Zones 5-7
 PC 3 gal.
 PC 10 gal.
 6'/7' B&B

(SKI) Skimmia japonica (Japanese Skimmia) ●●

A dense rounded evergreen shrub with red buds that open creamy white. Females will produce red fruit if a male is present. Marginally hardy. Requires moist, well-drained soil. 3-4'H&W Zones (6)7-8

(JAF) **S. japonica** (Female Skimmia)



(JAM) **S. japonica** (Male Skimmia)
 2 gal.

(MIX) **S. japonica** (Male/Female Mix)
 1 gal.

Nursery Stock

1-9 10-24 25 & UP

(SPI) Spiraea

	VARIETY	SIZE	FORM	FLOWER	FOLIAGE	POT SIZE
(AFL)	albiflora	1-2'H	Spreading	White	Green	2 / 3
(TOR)	betulifolia 'Tor'	3-4'H	Mounded	White	Green, yellow-red fall color	3
(JAL)	japonica 'Alpina'	16"x5'	Dwarf mound	Pink	Blue-green fine textured	2
(BGC)	j. 'Golden Carpet'	6-12"	Low, spreading	Pink	Yellow	2
(JLP)	j. 'Little Princess'	3'Hx4'W	Wide mound	Pink	Green	2 / 3 / 6
(MCA)	j. 'Magic Carpet'	2'x3'	Low, spreading	Bright pink	Bronze-yellow, red tipped	3 / 6
(NEO)	j. 'Neon Flash'	3'H&W	Dense mound	Red	New growth purple	3 / 6
(JSH)	j. 'Shirobana' ('Shibori')	3'x3'	Mounded	Pink, White June	Deep green	3
(LAT)	latifolia (Meadowsweet) 	5'H&W	Upright	Pink to white	Blue-green	1
(NHS)	nipponica 'Halward's Silver'	3'H&W	Compact, rounded	White	Dark green	3
(NSM)	n. 'Snowmound'	3-5'H&W	Mounded	White	Blue-green	3 / 6
(PNF)	prunifolium (Bridalwreath Spirea)	6'x7'	Vase-shaped	Double white	Green, purple fall color	3
(TOG)	thunbergii 'Ogon'	4'H&W	Mounded	White to pink	Yellow to green	2
(TOM)	tomentosa (Steeplebush) 	2-4'H	Upright	Rose-purple	Green, yellow fall color	1
(BAW)	x bumalda 'Anthony Waterer'	4'x4.5'	Upright	Rose-pink June-Aug	Brown-red to blue-green	2 / 3 / 6
(BGF)	x b. 'Gold Flame'	3'x3.5'	Mounded	Pink May-Aug	Bronze-red to green	3
(BGM)	x b. 'Gold Mound'	2'x2.5'	Mounded	Pink June-July	Chartreuse	2 / 3 / 6
(CGF)	x cinerea 'Grefsheim'	4-5'H&W	Arching	White April	Sea green	3 / 6
(VAN)	x vanhouttei	6'x7'	Vase-shaped	White	Blue-green	3 / 6

PC 1 gal.

PC 2 gal.

PC 3 gal.

PC 6 gal.

Not all varieties available in all sizes

(SOR) Sorbaria sorbifolia (Ash Leaf / False Spirea) ○○

(OOO) *S. sorbifolia*: A multi-stemmed shrub with deep green fern-like foliage. White flowers on new wood. Drought tolerant. 5-10'H&W Zones 2-7
PC 3 gal.

(SPI) Spiraea ○○ 

See chart on previous page (61)

(SPH) Stephanandra incisa ○○

(OOO) *S. incisa* 'Crispa': A deciduous groundcover with crinkled leaves and small white flowers in June. Red-orange fall color. 2'H x 4'W Zones 4-7
PC 2 gal.

(SWR) Stewartia pseudocamellia (Japanese Stewartia) ○○

(PCM) *S. pseudocamellia*: Pyramidal to oval tree with camellia-like white flowers from June-Aug. Excellent yellow-red-purple fall color. Camouflage bark pattern, exfoliating with age. 25'H x 15'W Zones 5-7


5'/6'	B&B
6'/7'	B&B
7'/8'	B&B
10/12'	B&B
1.75"-2"	B&B
2"-2.5"	B&B

(STY) Styrax (Snowbell) ○○

(JAP) *S. japonicus* (Japanese Snowbell): Small to medium tree with clusters of white bell shaped flowers in May-June. 20-30'H Zones 5-8
20 gal.

1.75"-2"	B&B
2"-2.5"	B&B
2.5"-3"	B&B

(SYM) Symphoricarpos ○○ A deciduous, multi-stemmed shrub.

(ALB) *S. albus* (Snowberry):  Pinkish flowers in June, white berries in September. Good for naturalizing. 4-6'H x 3-6'W Zones 3-7
(CHN) *S. x chenaultii* 'Hancock' (Coralberry): Low-spreading, arching stems with pinkish flowers in June, coral-red berries. 2'H x 10'W Zones 4-7
PC 3 gal.

(SYR) Syringa (Lilac) ○  *Syringa Reference Chart on page 65*

(PME) **S. meyeri 'Palibin'** (Dwarf Korean Lilac): A compact grower, usually wider than tall. Fragrant pale pink-purple blooms. A profuse bloomer at an early age. Excellent powdery mildew resistance. Zones 3-7

(KIM) **S. patula 'Miss Kim'**: A small shrub with dark green foliage which will turn burgundy-red in fall. Very fragrant blooms of lavender in dense clusters. Excellent powdery mildew resistance. Zones 4-8

PC 3 gal.

PC 6 gal.

PC 10 gal. (*Miss Kim only*)

PC 10 gal. *Tree Form*

Not all varieties available in all sizes

(VLG) **S. vulgaris** (Common Lilac): The classic, time-honored lilac. Good for informal hedges or screening. Extremely fragrant purple blooms.

PC 3 gal.

PC 6 gal.

4'5' B&B

(VUA) **S. v. 'Alba'** (White Lilac): A white flowering variety.

PC 3 gal.

(CHJ) **S. v. 'Charles Joly'**: Small panicles of purple buds on an upright plant, which open to double magenta, sweetly fragrant blooms.

(KAT) **S. v. 'Katherine Havemeyer'**: Large lavender-purple buds open to double, lavender-pink blooms with large, irregular petals.

(MFR) **S. v. 'Marie Frances'**: A smaller lilac with fragrant pink blooms.

(MNG) **S. v. 'Monge'**: Showy panicles of deep red-purple. Flowers are held on long stems, making for good cut flowers.

(PRG) **S. v. 'President Grevy'**: A vigorous, upright grower with large panicles of double lilac-blue blooms.

(SEN) **S. v. 'Sensation'**: Deep purple blooms with a distinct white border.

(WEB) **S. v. 'Wedgewood Blue'**: Pale lilac-blue blooms with a mild fragrance on a smaller plant. Good mildew resistance.

(YDO) **S. v. 'Yankee Doodle'**: Very large, deep purple panicles.

PC 3 gal.

PC 6 gal.

5'6' B&B


Not all varieties available in all sizes

continued on next page

(SYR) Syringa hybrids ○  *Syringa Reference Chart on page 65*

(POC) **S. x hyacinthiflora ‘Pocahontas’** (Early Flowering Lilac): Deep maroon-purple buds open to deep violet, fragrant blooms. Flowers about a week earlier than most lilacs. Very hardy. Zones 3-7
PC 3 gal.

(BRP) **S. x ‘Bloomerang’ (‘Penda’)**: A compact, mounded plant which reblooms throughout the year. Fragrant purple blooms.
PC 3 gal.

(SYR) Syringa hybrids (Prestonian Hybrids) ○  Dense rounded shrubs with stiff branches. Later flowering than the vulgaris hybrids. Resistant to powdery mildew. Extremely hardy. Zones 2-7

(DWY) **S. x prestoniae ‘Donald Wyman’**: Large pyramidal spikes of purple buds open to red-purple blooms.

(JMC) **S. x p. ‘James MacFarlane’**: A vigorous grower with bright pink blooms and a mild fragrance.
PC 6 gal.
 5’/6’ B&B

(SYR) Syringa hybrids (Fairy Tale Series) ○  Compact, rounded shrubs with an upright habit and good disease resistance. Needs well drained soils. Prune after flowering. Zones 3-7

(PRI) **S. x ‘Prince Charming’ (‘Bailming’)**: Deep red buds open to lavender-pink, fragrant blooms.

(SPF) **S. x ‘Sugar Plum Fairy’ (‘Bailsugar’)**: The most compact of the series. Clear rosy-lilac blooms with a strong fragrance.

(TIN) **S. x ‘Tinkerbelle’ (‘Bailbelle’)**: Dark pink buds open to light pink, fragrant blooms.
PC 3 gal.

(SYR) Syringa reticulata (Japanese Tree Lilac) ○ 

(RIS) **S. reticulata ‘Ivory Silk’**: A rounded tree with stocky branch structure and cherry like bark. Large, off-white, fragrant panicles emerge in early summer. Good pest resistance. 20-25’H&W Zones 3-7

PC 15 gal. *clump*
 2”-2.5” B&B
 2.5”-3” B&B

(SYR) Syringa Reference Chart

	VARIETY	SIZE	FLOWER	FRAGRANT	TIME	POT SIZE
(PME)	S. meyerii 'Palibin'	4-5' x 5-7'	lavender	Y	May	3 / 6 B&B
(KIM)	S. patula 'Miss Kim'	4-7' H&W	lilac	Y	May	3 / 10 B&B
(VLG)	S. vulgaris	10-15' x 8-12'	purple	Y	May	3 / 6 B&B
(VUA)	S. vulgaris 'Alba'	10-15' x 8-12'	white	Y	May	3 B&B
(CHJ)	S. v. 'Charles Joly'	8-12' x 6-10'	double magenta	Y	May	3 / 6
(KAT)	S. v. 'Katherine Havemeyer'	8-10' H	double pink		May	B&B
(MFR)	S. v. 'Marie Frances'	5-7' H&W	pink	Y	April-May	3
(MNG)	S. v. 'Monge'	10-12' x 8-10'	red-purple		May	3
(PRG)	S. v. 'President Grevy'	10-12' H&W	double lilac-blue		May	B&B
(SEN)	S. v. 'Sensation'	8-10 H&W	purple & white		May	3 / 6 B&B
(WEB)	S. v. 'Wedgewood Blue'	6' x 6-8'	lilac-blue	Y	April-May	3 / 6
(YDO)	S. v. 'Yankee Doodle'	8-10' x 8'	purple		May	3
(BRP)	S. x 'Bloomerang'	4-5' x 5-6'	purple	Y	Rebloom	3
(PRI)	S. x 'Prince Charming'	5-6' H&W	lavender-pink	Y	May	3
(SPF)	S. x 'Sugar Plum Fairy'	4-5' H&W	lilac	Y	May	3
(TIN)	S. x. 'Tinkerbelle'	5-6' H&W	pink	Y	May	3
(POC)	S. x hyacinthiflora 'Pocahontas'	10-12' H&W	violet	Y	April-May	3
(DWY)	S. x prestoniae 'Donald Wyman'	8-10' H&W	red-purple		May-June	6 / B&B
(JMC)	S. x p. 'James MacFarlane'	8-10' H&W	pink	Y	May-June	6 / B&B

See pages 63-64 for prices

(TAO) Taxodium distichum (Common Baldcypress) ○

(DIS) **T. distichum:** A large, slender, pyramidal deciduous conifer with reddish gray to brown peeling bark and finely textured foliage. Extremely adaptable and will tolerate standing water. 50-70'H
 Zones 4-11
 3"-3.5" B&B

(TAX) Taxus (Yew) ○●● Well drained soil, protect from winter winds

(BRE) **T. baccata 'Repandens'** (English Spreading Yew): A wide, low spreading evergreen with bright red berries. 2-4' x 5-10' Zones 5-7
 18"-24" B&B
 24"-30" B&B

(CUC) **T. cuspidata 'Capitata'** (Pyramidal Yew): An upright, pyramidal habit which can get very tall. Prune to shape and maintain height. The most common form of the species. 20-25'H x 5-10'W Zones 4-7
 36"-42" B&B
 5'6" B&B

(MDE) **T. x media 'Densiformis'** (Spreading Yew): A semi-dwarf with a dense, sprawling habit that takes to sheering very well. Foliage tends to bronze slightly in winter. A female cultivar. 3-4' x 5-7' Zones 4-7
 18"-24" B&B

(MHA) **T. x m. 'Hatfieldii'** (Hatfield Yew): A broad conical to pyramidal habit with glossy dark green needles. A male cultivar (will not produce fruit). Excellent for hedges and screening. 8-15' x 5-10' Zones 4-7

(MHI) **T. x m. 'Hicksi'** (Hicks Yew): A dense, narrow columnar habit that is excellent for tall hedges and screening. Dark green needles with a lighter underside than 'Hatfield'. 10-20' x 6-12' Zones 4-7
 18"-24" B&B
 30"-36" B&B

(THU) Thuja occidentalis (American Arborvitae) ○ N

(ODS) **T. occidentalis 'Degroots Spire'**: A narrow, columnar habit with rich green foliage and a purple cast in winter. 20'H x 4-5'W Zones 3-7
 4'5" B&B
 5'6" B&B
 6'7" B&B

(OCN) **T. occidentalis 'Nigra'** (Dark American Arborvitae): ○● A symmetrical, pyramidal form with dark green winter color. 20-25'H x 5-8'W
 4'5" B&B
 5'6" B&B
 6'7" B&B
 7'8" B&B
 8'10" B&B

continued on next page

(THU) Thuja occidentalis (American Arborvitae) ○ N

(OEA) **T. o. 'Rheingold'**: An ovoid plant most notable for its orange-yellow foliage that deepens in winter. 5'H&W Zones 4-7
PC 3 gal.

(OSM) **T. o. 'Smaragd'** (Emerald Green Arborvitae): A narrow, compact habit with vertically held sprays of emerald foliage. 15'H x 5'W Zones 3-7

4'5'	B&B
5'6'	B&B
6'7'	B&B
7'8'	B&B
8'10'	B&B

Please call for availability & pricing of other sizes

(THU) Thuja plicata (Western Arborvitae) ○○ 

(PGG) **T. plicata 'Green Giant'**: A dense, conical plant with excellent vigor and habit. Tends to bronze in the winter. Better deer resistance than other Thuja selections. 50'H x 10-15'W Zones (4)5-7

5'6'	B&B
6'7'	B&B
7'8'	B&B
8'10'	B&B

Please call for availability & pricing of other sizes

(TIL) Tilia (Linden) ○

(ARE) **T. americana 'Redmond'** (American Linden): N Uniform pyramidal habit with large, lustrous green leaves. 60'H x 30'W Zones 3b-8

PC 2"-2.5"	B&B
PC 2.5"-3	B&B

(CRD) **T. cordata 'Greenspire'** (Little-leaf Linden): A vigorous grower that develops a narrow, oval crown with a straight trunk and dark green leaves. Tolerant of difficult conditions. 40-50'H x 30'W Zones 3b-7

PC 2"-2.5"	B&B
PC 2.5"-3"	B&B
PC 3"-3.5"	B&B

Please call for availability & pricing of other sizes

(TSU) Tsuga canadensis (Canadian Hemlock) ○● N

(CAN) **T. canadensis**: A dense pyramidal form with feathery foliage. Avoid windswept and/or polluted sites. 40-70'H x 25-35'W Zones 3-7

4'5'	B&B
5'6'	B&B
6'7'	B&B
7'8'	B&B
8'10'	B&B
10'12'	B&B

Please call for availability & pricing of other sizes

(CSP) **T. c. 'Pendula'** (Weeping Hemlock): A popular weeping form that can be staked and trained to develop height and character.

PC	3 gal.
PC	10 gal.

Please call for availability & pricing of other sizes

(ULM) Ulmus (Elm) ○

(APR) **U. americana 'Princeton'** (American Elm): N An upright, vase-shaped tree with large leathery foliage. Dutch Elm Disease resistant. 70'H x 40'W Zones 3-9

2"-2.5"	B&B
---------	-----

Please call for availability & pricing of other sizes

(APR) **U. a. 'New Harmony'**: N A vigorous growing vase-shaped tree with arching branches. Dutch Elm Disease tolerant. 70'H x 65'W Zones 4-9

2.5"-3"	B&B
---------	-----

(PAL) **U. parvifolia 'Allee'** (Lacebark Elm): Similar habit to *U. americana* but with beautiful exfoliating bark. Very adaptable and Dutch Elm Disease resistant. 60'H x 50'W Zones 5-9

3"-3.5"	B&B
---------	-----

(MGL) **U. x 'Morton Glossy'** (Triumph Elm): An upright, spreading habit with glossy dark green foliage. Drought tolerant and Dutch Elm Disease resistant. 50-60'H x 35-45'W Zones 4-7

PC	3"-3.5"	B&B
PC	3.5"-4"	B&B

(VAC) Vaccinium (Blueberry) ○●

- (ANG) **V. angustifolium** (Low-bush Blueberry): **N** A low shrub, which takes dry, poor soils. Edible berries and bronze-scarlet fall foliage. Excellent for naturalized plantings. 12-24”H&W Zones 2-6
PC 1 gal.
- (TOP) **V. x ‘Top Hat’** (V. corymbosum x V. angustifolium): A very dense plant with fiery fall color and delicious berries. 12”-18”H x 2’W
PC 1 gal.
- (CYM) **V. corymbosum** (Hybrid High-bush Blueberry): **N** An upright, multi-stemmed shrub with edible berries and scarlet fall color. *Multiple cultivars suggested for best pollination.* 6-8’H&W Zones 3-7
PC 1 gal.
PC 2 gal.
PC 3 gal.
PC 6 gal.

(VIB) Viburnum ○●

Viburnum Reference Chart on Page 73

- (ACE) **V. acerifolium** (Maple-leaf Viburnum): **N** A small deciduous shrub with an upright habit. White flowers bloom in summer followed by black fruit and reddish purple foliage in the fall. 4-5’H&W Zone 4
PC 1 gal.
PC 3 gal.
- (BUR) **V. x burkwoodii** : A densely branched shrub with pink buds opening to fragrant white flowers followed by clusters of fruit. 8-10’H&W
- (BMH) **V. x b. ‘Mohawk’**: Like Burkwood but a more compact habit, darker flower buds, stronger fragrance and improved fall color. 6-8’ H&W
PC 3 gal.
PC 10 gal.
 4’/5’ B&B
 6’/7’ B&B
- Not all varieties available in all sizes**

- (CAS) **V. cassinoides** (Witherod / Wild Raisin): ○● **N** A dense shrub with arching branches. Creamy, flat-topped clusters of flowers are followed by fruit which turns a showy pink-red to black. 5-6’H&W Zones 3-8
PC 3 gal.

continued on next page

(VIB) Viburnum ○● *Viburnum Reference Chart on Page 73* **Continued**

- (CAC) **V. x carlcephalum** (Fragrant Viburnum): An open, loose, rounded habit with fragrant white, snowball-like clusters of fragrant flowers. Blooms later than others. Deep red fall color. 6-8' H&W Zones 6-8
- (CRL) **V. carlesii** (Korean Spice Viburnum): A slow-growing, rounded shrub with pink-red buds that open to very fragrant, white blooms. Fall color is often a deep red to burgundy. 5-6'H x 6-7'W Zones 4-7
- PC 3 gal.
4'5' B&B
5'6' specimen
- Not all varieties available in all sizes**
- (DEN) **V. dentatum** (Arrowwood Viburnum): ○● **N** A dense, upright, arching plant with clusters of small white flowers. The blue-black fruit attracts birds. Fall color can vary widely. 10-15' H&W Zones 2-8
- PC 2 gal.
PC 3 gal.
4'5' B&B
- (DMU) **V. d. 'Blue Muffin' ('Christom')**: ○● **N** A more compact plant than the species. Blooms heavily and produces a large amount of deep blue fruit. Use 'Chicago Lustre' for best pollination. 4-7' H&W
- PC 3 gal.
- (DCL) **V. d. 'Chicago Lustre' ('Synnesvedt')**: ○● **N** Glossy dark green foliage on a larger plant that blooms slightly later. 8-10' H&W
- 3'4' B&B
5'6' B&B
- (DON) **V. dilatatum 'Oneida'** (Linden Viburnum): An upright, spreading habit and good production of red fruit which persists into the winter. May sporadically flower after its first flush. 8-10' H&W Zones 5-8
- (LEN) **V. lentago** (Nannyberry): ○● **N** A large shrub to small tree with an upright, rounded habit and arching branches. Showy when in bloom. Ideal for naturalizing or difficult sites. 15-20' H&W Zones 2-7
- PC 3 gal.
- (JUD) **V. x juddii** (Judd Viburnum): A rounded shrub similar to *V. carlesii*, but considered to be denser branched, more floriferous and have more of a spreading habit. Resistant to bacterial leaf spot and powdery mildew.
- PC 3 gal.
PC 6 gal.
4'5' B&B

(VIB) Viburnum ○● *Viburnum Reference Chart on Page 73* **Continued**

- (LMO) **V. lantana ‘Mohican’** (Wayfaring Tree): More compact than the species with huge clusters of flowers and dark green foliage. Very showy orangish-red berries appear in late summer and hold their color for an extended period. 7-9’ H&W Zones 4-8
PC 3 gal.
- (NWI) **V. nudum ‘Winterthur’** (Smooth Witherod): **N** More compact than the species with beautiful lustrous green leaves and fragrant clusters of flowers. Tolerates boggy soils. 6-8’H x 5-6’W Zones 5-9
- (OPS) **V. opulus ‘Sterile’ (‘Roseum’)**: Similar to the species but produces “snowball” like clusters of sterile flowers which last for weeks but will not produce fruit. An old-fashioned garden favorite.
PC 3 gal.
- (POP) **V. p. ‘Popcorn’**: Vigorous but tight habit with dark green foliage and large snowball like blooms in spring. Good heat and drought resistance. 8-10’H x 6-8’W Zones 4-8
PC 6 gal.
- (TMA) **V. plicatum var. tomentosum ‘Mariesii’**: A broad, dense shrub with distinct layered branching. White lace cap clusters are followed by red fruit that mature to black. Good fall color. 10-12’H x 15’W Zones 5-8
- (TSH) **V. p. t. ‘Shasta’**: Like ‘Mariesii’, but with a more distinct horizontal spreading habit and lower growing. 6’H x 12’W Zones 5-8
PC 2 gal.
PC 6 gal.
 4’/5’ B&B
 4’/5’ *specimen*
 5’/6’ B&B
- Not all varieties available in all sizes**
- (WTN) **V. p. t. ‘Watanabei’ (‘Summer Snowflake’)**: A compact grower which blooms continuously through the season. Inconsistent fruit production and fall color. 6-8’ H&W Zones 5-8
PC 2 gal.
PC 6 gal.
 36”-42” B&B
 3’/4’ B&B
 4’/5’ B&B

continued on next page

(VIB) Viburnum ○● *Viburnum Reference Chart on Page 73* **Continued**

- (PNF) **V. prunifolium** (Blackhaw Viburnum): [N] A large shrub or small tree that's very adaptable to various soils and sites. 15'H x 10'W Zones 3-9
 PC 3 gal.
 3'4' B&B
- (RAL) **V. x rhytidophylloides 'Alleghany'**: A cross between Leatherleaf and 'Mohican' Viburnums which produces a dense, globose growth habit with semi-evergreen foliage. 8-10' H&W Zones 5-8
 3'4' B&B
- (RHY) **V. rhytidophyllum** (Leatherleaf Viburnum): An evergreen shrub with creamy white flowers. Tolerates dry conditions and more shade than other Viburnums. 10-15' H&W Zones 5-8
 PC 2 gal.
 PC 6 gal.
 PC 10 gal.
- (SON) **V. sargentii 'Onondaga'** (Sargent Viburnum): New growth emerges with a purple hue making a nice backdrop to lace cap type blooms of white flowers surrounding small, deep pink buds/flowers. 8'H&W
- (SET) **V. setigerum** (Tea Viburnum): An upright-spreading grower. Considered to be one of the best fruit producers of all the Viburnums. Can tolerate a wide range of soils. 8-12'H x 5-8'W Zones 5-7
- (TRW) **V. trilobum 'Wentworth'** (American Cranberry Bush): [N] A dense, rounded shrub which produces quality edible red fruit. Dark green foliage turn an attractive maroon in fall. 8-10' H&W Zones 2-7
- (TRC) **V. t. 'Compactum'** (Compact American Cranberry): A more compact form of the species. Poor fall color compared to others. 5-6' H&W
 PC 3 gal.
 3'4' B&B
Not all varieties available in all sizes

(VIN) Vinca (Myrtle, Periwinkle) *See Groundcovers on page 86-88*

“Landscaping can reduce air conditioning costs by up to 50%, by shading the windows and walls of a home.”
-American Public Power Association

(VIB) Viburnum Reference Chart

VARIETY	SIZE	FLOWER	FRUIT	SCENT	FALLCOLOR	POT SIZE
(BUR) x burkwoodii	8-10' H&W	White	Red to black	Y	Brown-bronze	3 / 10 / B&B
(BMH) x b. 'Mohawk'	6-8' H&W	White	Red to black	Y	Bronze-orange	3 / B&B
(CAC) x carlcephalum	6-8' H&W	White	Red to black	Y	Wine red	3 / B&B
(CRL) carlesii	5' x 7'	White	Red to black	Y	Wine red	3 / B&B
(CAS) cassinoides	5-6' H&W	Creamy	Red/blue to black		Orange-red, purple	3
(DEN) dentatum	5-9' H&W	White	Blue-black		Yellow-red-purple	2 / 3
(DMU) d. 'Blue Muffin'	4-7' H&W	White	Blue		Yellow-red	3
(DCL) d. 'Chicago Lustre'	8-10' H&W	White	Blue-black		Red-purple	B&B
(DON) dilatatum 'Oneida'	8-10' H&W	Creamy	Dark red		Yellow-orange-red	3
(DER) d. 'Erie'	6' x 10'	Creamy	Coral red		Yellow-coral red	3
(JUD) x juddii	6' x 5'	White	Red-black	Y	Yellow-orange-red	3 / 6 / B&B
(LMO) lantana 'Mohican'	7-9' H&W	White	Orange-red-black		Orange-red	3
(LEN) lentago	15-20' H&W	Creamy	Blue-black		Purple-red	3
(NWI) nudum 'Winterthur'	6' x 5'	White	Pink-red to blue		Red	3
(OPS) o. 'Sterile'	8-10' x 6-8'	White	-		Red	3
(POP) plicatum 'Popcorn'	5-8' x 4-7'	White	-		Red-purple	6
(TMA) p. t. 'Mariesii'	10-12' x 15'	White	Red to black		Red-purple	2 / 6 / B&B
(TSH) p. t. 'Shasta'	5-6' x 10-12'	White	Red to black		Dark maroon	2 / 6 / B&B
(PSH) p. t. 'Shoshoni'	4-5' x 6-8'	White	Red to black		Purple-red	B&B
(WTN) p. t. 'Watanabei'	6-8' H&W	White	Red to black		Red-purple	2 / 6 / B&B
(PNF) prunifolium	15' x 10'	Creamy	Pink-black		Red	3
(RAL) x rhytidophylloides 'Alleghany'	8-10' H&W	Creamy	Red to black		Semi-evergreen	B&B
(RHY) rhytidophyllum	6-10' H&W	Creamy	Red to black		Semi-evergreen	2 / 6 / 10 B&B
(SON) sargentii 'Onondaga'	7-8' H&W	White w/pink	Red		Maroon	3
(SET) setigerum	8-12'x6'	White	Bright red		Red-purple	3
(TRW) trilobum 'Wentworth'	8-10' H&W	White	Yellow-red		Bronze-red	3 / B&B
(TRC) t. 'Compactum'	5-6'H&W	White	Bright red		Red	3

(WEI) Weigela florida ○○  A deciduous shrub with bell shaped flowers in May-June. No serious disease or pest issues. Zones 5-8

(FJR) **W. f. 'Java Red'**: A compact form that bears deep pink blooms. Green foliage has a red cast. 3-4'H x 4-5'W

(FRP) **W. f. 'Red Prince'**: An upright plant with red flowers that don't fade. Cold hardier than the species. 5-6'H Zones 4-8

(FNV) **W. f. 'Variegata'**: A compact plant with variegated foliage and rose pink flowers. 6'H&W

PC 3 gal.

PC 6 gal. 'Variegata' only

(MNW) **W. f. 'Midnight Wine'**: A dwarf version of 'Wine and Roses' with pink flowers and dark purple foliage. Available in 3 gal. only. 2-3'H&W

(WRS) **W. f. 'Wine and Roses'**: Dark burgundy foliage with vibrant pink flowers. A compact habit. 4-5'H&W

PC 3 gal.

PC 6 gal.

(MIN) **W. f. 'Minuet'**: A dwarf with dark green foliage and red-purple flowers. Excellent cold hardiness. 24-30"H Zones 4-8


PC 2 gal.


(FMM) **W. f. 'My Monet'**: A dwarf with green, white and pink variegated foliage and pink flowers. 12-18"H


PC 1 gal.

PC 3 gal.

(WIS) Wisteria ○ A deciduous climbing vine with fragrant flowers after foliage emerges in the spring.

(AMF) **W. frutescens 'Amethyst Falls'** (American Wisteria):  Purple blooms from June-July. Slower growing than others. 8-10'H Zones 5-9
5 gal.

(SAD) **W. macrostachya 'Aunt Dee'** (Kentucky Wisteria):  Light purple blooms in late May-June. 15-25'H Zones (4)5-8

(MBM) **W. m. 'Blue Moon'**:  Lilac-blue blooms on a cold hardy vine. Reblooms up to three times throughout the summer. Zones (3)4-8

PC 3 gal.

(WIS) Wisteria sinensis (Chinese Wisteria) ○ A deciduous vine with long fragrant blooms before leaves flush. 8-10'H&W Zones 5-8

(SLL) **W. s. 'Lavender Lace'**: Lavender blooms.

(SPP) **W. s. 'Pink Pearl'**: Pink blooms.

(SSB) **W. s. 'Sapphire Blue'**: Deep blue blooms.

(SWD) **W. s. 'White Diamond'**: White blooms.

PC 10 gal. tree form

(ZEL) Zelkova serrata (Japanese Zelkova) ○ A mid-sized deciduous tree with bronze-red fall colors. Tolerant of city conditions. Zone 5

(SGV) **Z. serrata 'Green Vase'**: A vase-shaped habit with upright arching branches. Fast growing. An excellent street tree. 60-70'H x 35-40'W

PC 2"-2.5" B&B

PC 2.5"-3" B&B

PC 3"-3.5" B&B

PC 3.5"-4" B&B

PC 4"-4.5" B&B

Please call for availability & pricing of other sizes

Notes:

Planters' Choice Perennial Overview

CODES: ○ - SUN, ● - PART SHADE, ● - SHADE

COMMON NAME	GENUS	BLOOM TIME	LIGHT
<i>FERNS</i>			
Christmas Fern	POLYSTICHUM		●-●
Hayscented Fern	DENNSTAEDTIA		○-●
Lady Fern	ATHYRIUM		●-●
Maidenhair Fern	ADIANTUM		●-●
Osmunda	OSMUNDA		●-●
Ostrich Fern	MATTEUCIA		○-●
Sensitive Fern	ONOCLEA		●-●
Woods Fern	DRYOPTERIS		●-●
<i>GRASSES</i>			
Black Mondo Grass	OPHIOPOGON	July-August	○-●
Feather Reed Grass	CALAMOGROSTIS	August-September	○-●
Fescue Grass	FESTUCA	June-July	○-●
Fountain Grass	PENNISETUM	August-October	○
Japanese Blood Grass	IMPERATA	Insignificant	○
Japanese Forest Grass	HAKONECHLOA	June-July	●
Little Blue Stem	SCHIZACHYRIUM	August-November	○
Miscanthus	MISCANTHUS	August-October	○
Moor Grass	MOLINIA	August-October	○-●
Oat Grass	HELICOTRICHON	June-July	○
Plume Grass	ERIANTHUS	August	○
Ribbon Grass	PHALARIS	June	○-●
Sea Oats or Wild Oats	CHASMANTHIUM	August-October	●-●
Sedge	CAREX	Insignificant	○-●
Sweet Flag Grass	ACORUS	Insignificant	○-●
Switch Grass	PANICUM	August-October	○
<i>PERENNIALS</i>			
Baby's Breath	GYPSOPHILA	June-September	○
Balloon Flower	PLATYCODON	July-August	○-●
Barrenwort	EPIMEDIUM	April-May	●-●
Beard Tongue	PENSTEMON	Summer	○-●
Bearded Iris	IRIS GERMANICA	June	○
Bee Balm	MONARDA	July-September	○

Planters' Choice Perennial Overview

CODES: ○ - SUN, ● - PART SHADE, ● - SHADE

COMMON NAME	GENUS	BLOOM TIME	LIGHT
Bell Flower	CAMPANULA	June-August	○-●
Black-Eyed Susan	RUDBECKIA	July-September	○
Blanket Flower	GAILARDIA	June-August	○
Bleeding Heart	DICENTRA	May-June	●-●
Blue Flag Iris	IRIS VERSICOLOR	June	○
Blue Mist Shrub	CARYOPTERIS	Late Summer to Fall	○
BugBane	CIMICIFUGA	August-September	●-●
Butterfly Weed	ASCLEPIAS	All Summer	○
Candy Tuft	IBERIS	Early Spring	○
Cardinal Flower	LOBELIA	July-August	○-●
Catmint	NEPETA	May-September	○
Checkermallow	SIDALCEA	Summer	○-●
Clematis	CLEMATIS	See Specific Variety	○-●
Columbine	AQUILEGIA	May-July	○-●
Common Sunflower	HELIANTHUS	Summer	○
Cone Flower	ECHINACEA	July-September	○
Coral Bells	HEUCHERA	Summer	○-●
Cornflower	CENTAUREA	June-July	○
Cranesbill	GERANIUM	Summer	○-●
Creeping Lily Turf	LIRIOPE	August-October	○-●
Creeping Phlox	PHLOX STOLONIFERA	April-May	○-●
Cushion Spurge	EUPHORBIA	Spring	○
Daylily	HEMEROCALIS	Summer	○-●
Deadnettle	LAMIUM	April-June	●-●
Evening Primrose	OENOTHERA	Summer	○-●
Fall Aster	ASTER	Late Summer	○
False Indigo	BAPTISIA	May-June	○-●
False Spirea	ASTILBE	Mid Summer	●-●
False Sunflower	HELIOPSIS	June-September	○
Flowering Onion	ALLIUM	Summer	○
Foamflower	TIARELLA	April-May	●-●
Foxglove	DIGITALIS	June-July	●

Planters' Choice Perennial Overview

CODES: ○ - SUN, ● - PART SHADE, ● - SHADE

COMMON NAME	GENUS	BLOOM TIME	LIGHT
Frostweed	HELIANTHEMUM	May-June	○
Garden Phlox	PHLOX PANICULATA	July-August	○
Gayfeather	LIATRIS	Summer	○
Globe Thistle	ECHINOPS	All Summer	○
Goatsbeard	ARUNCUS	June-July	●
Golden Ray	LIGULARIA	Summer to Fall	●-●
Hardy Carnations	DIANTHUS	May-June	○
Hardy Chrysanthemum	DENDRANTHE MUM	Late Summer to Frost	○
Hardy Hybrid Lilies	LILIUM	June-July	○-●
Heartleaf Bergenia	BERGENIA	Spring	●-●
Hens & Chicks	SEMPERVIVUM	Summer	○
Hyssop	AGASTACHE	July-September	○
Jacob's Ladder	POLEMONIUM	Summer	●-●
Japanese Iris	IRIS ENSATA	June-July	○
Joe Pye Weed	EUPATORIUM	August-September	○-●
Lady's Mantle	ALCHEMILLA	Summer	○-●
Lamb's Ear	STACHYS	Insignificant	○
Larkspur	DELPHINIUM	June-July	○
Lavender	LAVENDULA	July-September	○
Leadwort	CERATOSTIGMA	July-Frost	○-●
Lenten Rose	HELLEBORUS	Early Spring	●
Lily of the Valley	CONVALLARIA	Spring	○-●
Lungwort	PULMONARIA	April-May	●-●
Lupine	LUPINUS	June-July	○-●
Meadow Phlox	PHLOX MACULATA	Summer	○-●
Meadow Rue	THALICTRUM	July-August	●
Meadow Sage	SALVIA	June-Frost	○
Meadowsweet	FILIPENDULA	Early Summer	○-●
Monkshood	ACONITUM	Summer	○-●
Mountain Pinks	PHLOX SUBULATA	April-May	○
Obedient Plant	PHYSOSTEGIA	Late Summer	○-●
Oriental Poppy	PAPAVER	May-June	○

Planters' Choice Perennial Overview

CODES: ○ - SUN, ● - PART SHADE, ● - SHADE



COMMON NAME	GENUS	BLOOM TIME	LIGHT
Painted Daisy	TANECETUM	Spring	○
Peony	PAEONIA	Early Summer	○
Phlox Arendsii	PHLOX ARENDSII	Summer	○-●
Pincushion Flower	SCABIOSA	June-Frost	○
Plantain Lilies	HOSTA	See Specific Variety	●-●
Red Valerian	CENTRANTHUS	Summer	○-●
Russian Sage	PEROVSKIA	July-September	○
Seapinks	ARMERIA	May-June	○
Shasta Daisy	LEUCANTHEMUM	Summer	○
Siberian Bugloss	BRUNNERA	Spring	●-●
Siberian Iris	IRIS SIBERICA	June-July	○
Sneezeweed	HELENIUM	Summer & Fall	○
Soapwort	SAPONARIA	May-June	○
Solomon's Seal	POLYGONATUM	Early Summer	●-●
Speedwell	VERONICA	June-Frost	○
Spiderwort	TRADESCANTIA	June-September	○-●
Stoke's Aster	STOKESIA	June-Frost	○
Stonecrop	SEDUM	Late Summer	○
Sunflower	HELIANTHUS	September - October	○
Sweet Flag Iris	IRIS PALLIDA	Spring	○
Sweet Violet	VIOLA	Spring	●
Sweet Woodruff	GALIUM	April-May	●-●
Thyme	THYMUS	Late Spring	○
Tickseed	COREOPSIS	June-Frost	○
Toad Lily	TRICYRTIS	July-August	●-●
Torch Lily	KNIPHOFIA	August-October	○
Turtlehead	CHELONE	Late Summer	○-●
Wand Flower	GAURA	June-September	○-●
Windflower	ANEMONE	September-October	●
Woodland Phlox	PHLOX DIVARTICATA	Early Summer	●-●
Wormwood	ARTEMESIA	Insignificant	○
Yarrow	ACHILLEA	July-September	○

○ - Sun ● - Part Shade ● - Shade

(ADT) Adiantum ●●  

- (PED) **A. pedatum** (Maidenhair Fern): A graceful, fine-textured fern with circular fronds in a flat, fan-like position and black stems. Spreads slowly to form colonies. 18-30"H Zones 3-8
1 gal.


(ATH) Athyrium ●● 

- (FIL) **A. filix-femina** (Lady Fern):  A clump forming fern with yellow-green feathery fronds. 18-36"H Zones 4-8
- (RED) **A. f. 'Lady in Red'**:  Like the species but with light green fronds and red stems. 18-30"H Zones 4-8
- (NIP) **A. nipponicum var. pictum** (Japanese Painted Fern): Variegated silver-gray foliage on maroon stalks with a weeping habit. Forms slow growing clumps. Best in moist area. 15-20"H Zones 3-8
- (GHO) **A. x 'Ghost'**: Upright silver-white fronds which form slow growing clumps. Best color in part shade. 18-30"H Zones 4-8
1 gal.

(DNS) Dennstaedtia ○●  

- (PUN) **D. punctilobula** (Hay-scented Fern): A fast-growing deciduous native fern that forms colonies of green lacy fronds. 18-36"H Zones 3-8
1 gal.

(DRY) Dryopteris (Woods Fern) ●● 

- (MAR) **D. marginalis** (Eastern / Marginal Wood Fern):  A clumping, semi-evergreen fern. Tolerant of dry shade. 1-2'H Zones 3-8
- (ERY) **D. erythrosora** (Japanese Shield / Autumn Fern): A slow spreading semi-evergreen fern with coppery bronze new growth, which matures to a glossy green. 12-18"H Zones 5-8
1 gal.

 Look for our native plant symbol 
--

Ferns

1-9 10-24 25 & UP

(MAT) Matteucia (Ostrich Fern) ○○

(PEN) *M. struthiopteris* (*M. pensylvanica*): A large, upright, clump forming fern with broad fronds. Needs very moist, rich soil. 3-5'H Zones 3-7
2 gal.

(OMU) Osmunda ●●

(CIN) *O. cinnamomea* (Cinnamon Fern): Vase-shaped with lustrous green fronds and stiff, upright brown fertile fronds. 3-4'H Zones 3-9

(REG) *O. regalis* (Royal Fern): A vase-shaped fern with rich green fronds and smooth edges. Easy to grow in moist sites. 4-6'H Zones 3-9
1 gal.

(ONO) Onoclea ●●

(SEN) *O. sensibilis* (Sensitive Fern): A large deciduous fern with long-stalked, bright green, vegetative (sterile) fronds. Shorter woody-like fertile fronds emerge late spring and persist through winter. Best grown in rich, well-drained soil with consistent moisture. 3-4'H x W Zones 4-8
1 gal.

(PLY) Polystichum ●●

(ACR) *P. acrostichoides* (Christmas Fern): A spreading habit with upright, leathery evergreen foliage. Tolerates some sun. 12-24"H Zones 3-9
1 gal.

Bamboo

○ - Sun ● - Part Shade ● - Shade

(FAR) Fargesia (Clumping Bamboo) ○○○

*As in previous years, we will be carrying Clumping Bamboo.
Due to inconsistency in grading and availability from our vendors, please call for
availability and prices.*

○ - Sun ● - Part Shade ● - Shade

(ACO) Acorus (Sweet Flag) ○● 

- (OGO) **A. gramineus 'Ogon'**: Iris-like tufts of narrow, grass-like, variegated foliage are striped with yellow. Slowly spreads to form a dense ground cover. Moist sites preferred. 6-12"H Zones 5-9
- (GRV) **A. g. 'Variegatus'**: Like 'Ogon' in habit but with a white variegation rather than yellow. 6-12"H Zones 5-8
1 gal.

(AMM) Ammophila (Beachgrass) ○●  **N**

- (GLS) **A. breviligulata** (American Beachgrass): ^{New} A tall, erect, stiff grass rising from long subsurface rhizomes which acts as an important dune stabilizer. It is one of the most common dune plants along much of the Atlantic Coast. 1.5-3'H Zones 4-9
PC Full Flat 50 cell


(ADP) Andropogon (Big Bluestem) ○●  **N**

- (GLS) **A. gerardii 'Lord Snowdon'**: A clumping grass with powder blue foliage and a three-part seed head. Red-orange fall color. Thrives in hot, dry conditions. 5-8'H Zones 4-10
1 gal.

(CGS) Calamagrostis (Feather Reed Grass) ○● 

- (SKF) **C. acutiflora 'Karl Foerster'**: Lustrous, upright green foliage and feathery inflorescences appear in early summer with a purplish hue that turn into tan plumes in fall. Clump forming. 4-6'H x 2'W Zones 5-9
- (SOV) **C. a. 'Overdam'**: Similar to 'Karl Foerster' but has a creamy-white variegation running down the middle of each blade. Zones 4-8
- (BRA) **C. brachytricha** (Korean Reed Grass): Inflorescences emerge a rose-purple in early fall and fade to a silvery-gray. 3-4'H Zones 4-9
1 gal.

(CAR) Carex (Sedge Grass) ○● 

- (GLA) **C. glauca (C. flacca)** (Blue Sedge): An evergreen clumping grass with narrow, silvery-blue blades. 6-10”H Zones 5-9
- (ICE) **C. morrowii ‘Ice Dance’**: Strong creamy white margins on wide blades of foliage. A spreading ground cover that will form a carpet. 12-18”H
- (PVC) **C. pensylvanica**:  Fine textured shiny green foliage forms small clusters that spread to create a lush carpet. 8-10”H Zones 3-8
- (EBG) **C. elata ‘Bowles’ Golden’**: Clumps of thin, bright golden foliage with a narrow green margin. Needs moist soil in part-shade. 2-3’H Zones 5-9
1 gal.

(CHA) Chasmanthium (Northern Sea Oats) ●●  

- (LAT) **C. latifolium**: A clumping grass with wide leaves and graceful nodding clusters of flat, oatlike seed heads. Leaves and flower heads turn from a rich tan fall color to reddish-bronze by winter. 2-3’H x 2’W Zone 3-8
1 gal.

(DES) Deschampsia (Hair Grass, Tussock Grass) ○●  

- (CAE) **D. cespitosa** (Tufted Hair Grass): A low mound of thin blades with airy inflorescences above the foliage in summer. 2-3’H Zones 4-9
1 gal.

(ERG) Eragrostis (Lovegrass) ○  

- (SPC) **E. spectabilis** (Purple Lovegrass): Flat, coarse basal foliage with large open, reddish inflorescences in August. 18-24”H x 2-3’W Zones 5-9
1 gal.

(FES) Festuca (Fescue Grass) ○● 

- (GLA) **F. glauca ‘Elijah Blue’**: Clumps of soft powdery blue, spiky foliage. Wheat-like inflorescences emerge in early summer. An excellent choice for dry sunny locations. 10-12”H Zones 4-8
1 gal.

(HAK) Hakonechloa (Japanese Forest Grass) ○ 

(MAC) **H. macra** (Japanese Forest Grass): Straight species grown for its rich green blades that form a loose cascading mound. Nice apricot fall color and winter interest. 1-3'H Zones 5-9

(AGO) **H. m. 'All Gold'**: Bright gold leaves are eye catching in the shade.

(MBK) **H. m. 'Beni-Kaze'**: Green foliage through summer that turns red in fall.

(MAU) **H. m. 'Aureola'**: Green with gold variegation. A common cultivar.

1 gal.

(HLC) Helictotrichon (Oat Grass) ○ 

(SSA) **H. sempervirens 'Sapphire'** (Blue Oat Grass): Loose, round clumps of silver-blue foliage. Small tan inflorescences in early summer.

Evergreen (semi-evergreen in colder areas). 24"H&W Zones 4-8

1 gal.

(IMP) Imperata (Japanese Blood Grass) ○ 

(RUB) **I. cylindrica 'Red Baron' ('Rubra')**: An upright grass with red tipped leaves. Color becomes more dramatic throughout the year. Shallow

roots require adequate moisture and good drainage. 18"H Zones 5-9

1 gal.

(MIS) Miscanthus (Japanese Silver Grass) ○  Zones 5-9

(PUR) **M. purpurescens** (Flame Grass): Upright gray-green foliage becomes brilliant orange-red in the fall. Reddish inflorescence in late summer becomes silvery white in the fall. 4-6'H x 2'W

(SAD) **M. sinensis 'Adagio'**: Rounded clumps of fine, silvery-gray foliage, turn gold in fall. Feathery blooms in late summer. 3-5'H x 3'W

(SIG) **M. s. 'Gracillimus'** (Maiden Grass): Rounded mounds of fine, silver-veined foliage arch gracefully. Fan-like blooms emerge bronze-red turning silver in fall. 5-6'H x 3-4'W

1 gal.

3 gal.

continued on next page

(MIS) Miscanthus (Japanese Silver Grass) ○  Zones 5-9

- (MLI) *M. sinensis* 'Morning Light': Fine foliage with very narrow white margins give the plant a silvery hue. Bronze plumes in late fall. 4-5'H
- (VAR) *M. s.* 'Variegatus': A cascading grass with distinct white stripes running the length of the foliage. Reddish blooms in fall. 5-7'H x 3-4'W
- (ZEB) *M. s.* 'Zebrinus': Very similar to 'Strictus' but forms widely arching clumps instead of being strictly upright. 6-8'H x 4-6'W
- 1 gal.
3 gal.

(MOL) Molinia (Moor Grass) ○○ 

- (SKY) *M. arundinacea* 'Skyracer' (Tall Purple Moor Grass): A vase-shaped mound of foliage, which reaches 2-3' round, with very tall (up to 8') brownish-purple flower stalks emerging mid-summer. Zones 5-8
- 1 gal.

(MUH) Muhlenbergia (Muhly Grass) ○○  

- (CAP) *M. capillaris* (Hairawn Muhly): Blue-green needle-like foliage with a stiff upright habit and airy, cloud-like pink panicles in fall. 2-3'H&W
- 1 gal.

(PNI) Panicum virgatum (Switchgrass) ○   Zones 5-9

- (VHM) *P. virgatum* 'Heavy Metal' (Blue Switchgrass): Stiff, upright metallic-blue foliage with airy pink plumes in late summer. 4-5'H
- (NOW) *P. v.* 'Northwind': Tall, upright blue-green foliage. Inflorescence is in the middle of the clump unlike most grasses. Considered to be more drought tolerant than other Panicum cultivars. 5-6'H x 3-4'W
- (VRR) *P. v.* 'Ruby Ribbons': ^{New} A dense, upright, vase-shaped clump of blue-green foliage that matures by mid-season to an attractive purple-red. Foliage typically retains its vertical form. 2-3'H&W Zones 4-9
- (VSH) *P. v.* 'Shenandoah' (Red Switchgrass): Green foliage with tips turning dark red in June. Smaller and slower growing than others. 2-3'H&W
- 1 gal.

(PEN) Pennisetum (Fountain Grass) ○  Zones 5-9

- (ALO) **P. alopecuroides**: Arching bottlebrush-like blooms (late summer) protrude above a neat mound of fine green foliage. 3-4'H
- (BUN) **P. a. 'Little Bunny'** (Miniature Fountain Grass): A dwarf form of the best selling 'Hameln'. 12-18"H
- (MDY) **P. a. 'Moudry'** (Black Flowering Fountain Grass): A vigorous form with dark-purple inflorescences in fall. Will self-sow. 2-3'H&W
1 gal.
- (ALH) **P. a. 'Hameln'** (Dwarf Fountain Grass): A compact form with fine foliage and bottlebrush-like blooms in mid-summer. 2-3'H&W
1 gal.
3 gal.
- (KRO) **P. orientale 'Karley Rose'**: Uniform, upright clumps of arching, green foliage with soft rose-purple plumes from early summer to frost. 3-4'H
1 gal.
- (SFW) **P. setaceum 'Fireworks'**: Arching deep burgundy-purple leaves with hot pink and white variegations. Red blooms in late summer. An excellent container plant. *Not hardy*. 2-3'H Zones 9-11
- (RUB) **P. s. 'Rubrum'**: Dark wine-red foliage and long pinkish-red blooms in late summer. *Not hardy*. 3-4'H Zones 7-10
1 gal.

(SCH) Schizachyrium scoparium (Little Bluestem) ○  

- (BLU) **S. scoparium 'The Blues'**: Blue foliage turning tawny in fall with soft seed heads. Good for naturalizing. Loves poor, dry soil. 3'H
1 gal.

(SPB) Sporobolus (Prairie Dropseed) ○  

- (HTR) **S. heterolepsis**: Fine-textured medium green leaves on clump-forming plants. Flowers have pink-brown tints and spicy fragrance from late summer to fall. Orange hues in fall. Good drought tolerance. 2-3'H
1 gal.

Groundcovers

1-9 10-24 25 & UP

○ - Sun ● - Part Shade ● - Shade

(AJU) Ajuga (Bugleweed) ○● Semi-evergreen aggressive groundcover with 4-6" spikes of blue-violet flowers in spring. Zones 3-9

(OOO) **A. reptans 'Bronze Beauty'**: Green foliage with a bronze tinged.

(BGL) **A. r. 'Burgundy Glow'**: White, pink & purple variegated leaves.

PC Flat (24 plants)

(BSC) **A. r. 'Black Scallop'**: Dark maroon purple leaves with scalloped edges and dark violet flowers. Foliage color will darken in full sun.

PC 1 gal

(AUK) Arctostaphylos (Bearberry) ○● 

(BRB) **A. uva-ursi** (Bearberry): Low growing, glossy leaved evergreen groundcover. Produces bright red berries in July-August. Prefers sandy soil and hot sun. Salt tolerant. Zones 2-6

PC 1 gal.

(COV) Convallaria (Lily of the Valley) ● 

An old-fashioned favorite with small, fragrant white bell-shaped flowers. Let it spread to form nice groundcover. Needs moist soil. Zones 3-8

(WHT) **C. majalis**: Fragrant white flowers from April to May. 6-12"H

* Price Points for 1 quart Convallaria *	1-14	15-89	90+
--	-------------	--------------	------------

PC 1 qt.	(15 per tray)
----------	---------------

(COR) Cornus (Dogwood) ●● 

(CAN) **C. canadensis** (Bunchberry): Deciduous groundcover with white flowers and bright red fruits. Red fall color. 3-9"H Zones 2-6

PC 1 qt.

(EUO) Euonymus (Winter Creeper) ○●●

(FCO) **E. fortunei var. coloratus** (Purple Leaf Winter Creeper): Semi-evergreen groundcover with attractive plum winter color. Zones 5-8

PC Full Flat (approx. 100 plants)

(GAL) Galium (Sweet Woodruff) ●●

(ODO) **G. odoratum**: Whorled leaves form a solid mat of foliage. Small white flowers in late spring. 8-10"H Zones 4-8
 PC 1 gal.

* Price Points for 1 quart Galium *		<u>1-14</u>	<u>15-89</u>	<u>90+</u>
PC	1 qt.	(15 per tray)		

(GAU) Gaultheria procumbens (Wintergreen) ●● N

(PRO) **G. procumbens**: An evergreen woodland groundcover. Reddish leaf color through winter and large red fruits. Leaves are fragrant when crushed. Prefers cool, moist, acidic soil. 4-6"H Zones 3-6
 PC 1 qt.
 PC 1 gal.

(HED) Hedera helix (Hardy English Ivy) ○●● Zones 4-9

(HEL) **H. helix**: Evergreen vine. Salt tolerant. 6-8"H (as a groundcover)
 Full Flat

(LIR) Liriope (Lily Turf) ○●● 

An evergreen, grass-like flowering groundcover. 12-18"H Zones 6-10

(BBL) **L. muscari 'Big Blue'**: Clump forming with deep violet-blue flowers.

(VAR) **L. m. 'Variegated'**: Variegated foliage with violet-blue flowers.

(SPT) **L. spicata** (Creeping Lily Turf): A colonizing plant with finer textured foliage than *L. muscari*. Lavender-white flowers. 4" pots only.
 4" pots
 1 gal.

(PAC) Pachysandra (Spurge) ●● 

(TER) **P. terminalis** (Japanese Pachysandra): Evergreen groundcover with small white flowers in March-April. 6-12"H Zones 4-8
 Full Flat

(TGS) **P. t. 'Green Sheen'**: Like the species but with very glossy foliage.
 PC 1 gal.

Groundcovers

1-9 10-24 25 & UP

(THY) **Thymus (Creeping Thyme)** ○

Mat-forming and aromatic foliage. Best in loose, well-drained soil. Good in stonewalls and paving stones. Blooms late spring. Zones 5-8

(WOO) **T. pseudolanuginosus** (Wooly Thyme): A dense mat of wooly gray foliage and light pink flowers. 1”H

(ALB) **T. serpyllum ‘Albus’**: A dense mat of white flowers. 3”H

(PCH) **T. s. ‘Pink Chintz’**: Forms a very low carpet of fuzzy, dark green leaves topped with salmon-pink flowers. 1-2”H

PC Flats (30 plugs) 42.00

* Price Points for 1 quart Thymus *

1-14 15-89 90+

PC 1 qt. (15 per tray)

(VIN) **Vinca minor (Myrtle, Periwinkle)** ○● A low, evergreen groundcover that blooms in April. Needs moisture to establish. 3-6”H Zones 4-8

(MIN) **V. minor**: Blue-violet flowers.

* New Price Points for 1 gal. Vinca minor *

1-100 101-500 501+

PC 1 gal.

PC Full Flat (24 cell flat)

(MRO) **V. m. ‘Atropurpurea’**: Plum-purple flowers.

(MBO) **V. m. ‘Bowles’**: Compact with dark blue flowers.

PC 1 gal.

(ALB) **V. m. ‘Alba’**: White flowers.



(MRS) **V. m. ‘Ralph Shugert’**: Foliage with a white variegation. Blue flowers.


PC 1 gal.

Please let us quote your upcoming jobs
Email your plant lists to info@planterschoice.com
or fax them to our offices

○ - Sun ● - Part Shade ● - Shade

(ACH) Achillea (Yarrow) ○  Zones 3-8
Flat flower heads with feathery foliage. Grows in poor soils. Blooms mid-late summer.

(MOO) **A. x 'Moonshine'**: Lemon yellow flowers on silvery foliage. 18-24"H
(OER) **A. millefolium 'Oertell's Rose'**:  Orchid pink fades white. 24-30"H
(PAP) **A. m. 'Paprika'**:  Ruby-red with yellow centers. 18-24"H
1 gal.

(ACN) Aconitum (Monkshood) ○●  Zones 4-8
Upright spikes of 'hood' shaped flowers. Best in part shade where soil is fertile and moist. Blooms mid-late summer. *All parts of this plant are poisonous.*


(BLU) **A. napellus**: Violet-blue flowers. 30-36"H x 18-24"W
1 gal. *limited*

Actaea (Bugbane) *see Cimicifuga on page 94*

(AGA) Agastache (Anise Hyssop) ○ 
Tall spikes of bottlebrush-like flowers from midsummer to fall, which will attract butterflies and hummingbirds. Foliage smells like black licorice.

(XBA) **A. x 'Black Addar'**: Light violet blue flowers emerge from deep purple buds on top of sturdy stalks. 2-3'H x 18-24"W Zones 6-9
(BLU) **A. x 'Blue Fortune'**: Very long lasting lavender-blue flowers on sturdy stalks. 2-3'H x 18-24"W Zones 4-9
1 gal.


(AJU) Ajuga (Bugleweed) *see Groundcovers on pages 86-88*


(ACM) Alchemilla (Lady's Mantle) ○●●  Zones 3-7
Attractive gray-green foliage throughout the season. Sprays of chartreuse flowers in June. Needs moist soil.

(MLS) **A. mollis**: Large lobed leaves with green-yellow flowers. 12-18"H&W
1 gal.


Perennials

1-9 10-24 25 & UP

(AMS) Amsonia (Blue Star) ○  Zones (3)4-9
An erect, clump forming plant with clusters of star shaped, blue flowers in May and yellow fall foliage. *A. hubrechtii* was the 2011 Perennial Plant of the Year.

(BIC) **A. tabernaemontana 'Blue Ice'**:  Navy blue buds in late spring, opening to vivid periwinkle blue. 12-18"H x 18-24"W


(HUB) **A. hubrechtii**: Threadlike foliage on an upright plant. Sky-blue flowers in May. Excellent golden yellow color in fall. 3'H&W
1 gal.


(ANE) Anemone (Windflower) ○  Mounded dark green foliage with many branching flower stems. Best in rich, moist soil. Blooms late summer into fall.

(SCH) **A. x hybrida 'September Charm'**: Rose-pink flowers, which are darker on the outside blooms in late summer. 2-3'H&W Zones 5-8

(WRL) **A. x h. 'Whirlwind'**: Large pure white, semi-double blooms atop strong branches in late summer. 3-4'H x 2-3'W Zones 5-8

(ROB) **A. tomentosa 'Robustissima'**: Single mauve-pink blooms on well branched stalks in summer. 2-3'H x 1-2'W Zones 3-8
1 gal.

(AQU) Aquilegia (Columbine) ○ ○  Zones 3-8
Interesting spurred flowers above distinctive, gray-green basal foliage.

(CAN) **A. canadensis**:  Nodding red and yellow bi-color flowers. Self-seeds freely and will naturalize. 18-24"H&W

(CLL) **A. canadensis 'Little Lanterns'**:  A dwarf form. 10-12"H&W

(VBB) **A. vulgaris 'Black Barlow'**: Double purple-black flowers. 24-30"H

(BIE) **A. x 'Biedermeier'**: Compact plant with blooms in shades of white, pink, and purple. Good for containers or cut flowers. 10-16"H&W

(BLB) **A. x 'Blue Bird'**: Large, long-spurred, dramatic blue and white bicolor blossoms. Member of the Song Bird series. 24-28"H&W
1 gal.

To sign up for our weekly email list and receive sales, specials and new nursery stock updates, send an email to info@planterschoice.com

(ART) Artemisia (Wormwood) ○ 

Fine, fragrant, silvery-gray semi-evergreen foliage. Prefers dry conditions.

(SSM) **A. schmidtiana 'Silvermound'**: A compact, silky, cushion-like mound of very fine foliage. 8-12"H x 18"W Zones 3-7


(POW) **A. x 'Powis Castle'**: A dense, spreading mound of finely dissected foliage. 2-3'H&W Zones 4-9
1 gal.


(ARU) Aruncus (Goatsbeard) ● 

Zones 3-7

Plume-like flowers bloom June-July. Prefer rich, moist soil and part shade.

(ANS) **A. aethusifolius 'Noble Spirit'**: Thick clumps of fern-like foliage with white astilbe-like flowers. Blooms in its 3rd year. 10-12"H x 18"W

(OOO) **A. diocus**:  Large ivory-white plumes. 4-5'H x 3-4'W
1 gal.

(KNF) **A. d. 'Kneiffi'**:  Dwarf selection with delicate cut foliage. 18-24"H
1 gal.

(ASC) Asclepias (Butterfly Weed) ○  

Zones 3-9

Long blooming flowers on dark, willowy foliage. Attracts butterflies. Best in sandy, well-drained fertile soil. Deadheading recommended.

(ICB) **A. incarnata 'Ice Ballet'** (Swamp Milkweed): Sweet-scented, white flowers in clean clusters from midsummer to early fall. 3-5'H x 1-3'W


(OOO) **A. tuberosa** (Butterfly Weed): Tangerine orange blooms from early to late summer. 18-24"H&W
1 gal.

(ASR) Aster

Zones (3)4-8

(AST) **A. ageratoides 'Starshine'**: White daisy-like flowers in late summer on a compact plant. Mildew resistant. 18-24"H&W.

(PRD) **A. novae-angliae 'Purple Dome'**:  Purple daisy-like flowers from late summer into fall on a mildew resistant plant. 18-20"H&W.

(NVD) **A. n. 'Vibrant Dome'**:  Like 'Purple Dome' but with hot-pink blooms in late summer. 18-20"H&W

(BLA) **A. x 'Blue Autumn'**: A compact plant with deep blue flowers from late summer into fall. Mildew resistant. 12-20"H&W
1 gal.

(AST) Astilbe (False Spiraea) ●● 

Zones 4-9

An extremely useful landscape plant, alone or massed. Long blooming upright flowers, seed heads are nice for winter interest. They do not want dry soil.

- (PUM) **A. chinensis 'Pumila'**: dwarf with stiff lilac-pink spikes on a low, green mat of foliage in late summer (one of the last Astilbe to flower). 8-12"H
- (CLV) **A. c. 'Little Visions in Pink'**: dwarf, pale pink blooms, 15"H (July)
- (VIS) **A. c. 'Visions'**: raspberry purple, good for sun, drought tolerant, 12-15"H (July-Aug)
- (VSR) **A. c. 'Visions in Red'**: pink-red blooms, 18"H (July-Aug)
- (VSW) **A. c. 'Visions in White'**: White blooms. 20-30"H.
- (JEL) **A. japonica 'Ellie'**: white blooms, 30"H
- (BRA) **A. x a. 'Brautschleier' (Bridal Veil)**: white plumes, 32"H (July)
- (BSS) **A. x a. 'Bressingham Beauty'**: bright salmon rose, 40"H (July)
- (EUR) **A. x a. 'Europa'**: short, light pink plumes, 24"H (June)
- (FAN) **A. x a. 'Fanal'**: dark carmine-red, 20"H (June-July)
- (PBL) **A. x a. 'Peach Blossom'**: light salmon-pink, 20"H (May-June)
- (RHJ) **A. x a. 'Rheinland'**: pink blooms, 24"H (May-June)
- (SND) **A. x a. 'Snowdrift'**: white, 24"H (June-July)
- (SPT) **A. simplicifolia 'Sprite'**: dwarf pink, 12"H (July-Aug)
- (YCE) **A. 'Younique Cerise'**: compact, cherry-red blooms. 16-20"H
- (YPK) **A. 'Younique Pink'**: compact, bright pink blooms. 12-18"H
2 gal.

(BAP) Baptisia (False Indigo) ○●  

Zones 3-9

Long-blooming lavender-blue spikes of pea-like blossoms rise above blue-green foliage in mid spring. Shrub-like habit. The 2010 Perennial Plant of the Year.



- (AUS) **B. australis**: Indigo blue racemes with blue-gray foliage. 3-4'H&W
1 gal.

(BRG) Bergenia (Heartleaf Bergenia) ●● 

Zones 3-9

Large, evergreen heart-shaped foliage. Blooms in May-June.

- (CWG) **B. cordifolia 'Winterglut' ('Winterglow')**: Pinkish-red flower clusters on thick stems. Shiny foliage turns reddish bronze in fall. 12-15"H&W
1 gal.


(BOL) Boltonia (False Aster) ○   **N** Zones 4-9
 Clouds of Aster-like flowers cover fine foliage. Best in well-drained soil.
 Pinched back by 1/3 late spring to encourage sturdier plants.

(JCR) **B. asteroides 'Jim Crockett'**: A compact form with lavender flowers
 in late summer-fall. 18-24"H&W
 1 gal.

(BRU) Brunnera (Siberian Bugloss) ●●  Zones 3-8
 Long-lasting, small, pure-blue flowers over heart-shaped leaves in mid-spring.
B. macrophylla 'Jack Frost' is the 2012 Perennial Plant of the Year.

(HAC) **B. macrophylla 'Hadspen Cream'**: Leaves variegated with a narrow
 edge and blue flowers. 12-15"H&W

(JAF) **B. m. 'Jack Frost'**: Silver leaves with green veins. Clusters of sky blue
 flowers emerge in mid to late spring. 12-15"H&W
 1 gal.

(CMP) Campanula (Bell Flower) ○○  Zones 3-8
 Bell-shaped flowers above compact attractive foliage. Blooms continue for an
 extended period. Doesn't like to be dry. Deadheading recommended.

(BLU) **C. carpatica 'Blue Clips'**: Compact, rounded clumps with large violet-
 blue flowers from late spring through the summer. 8-10"H x 24"W

(WHI) **C. c. 'White Clips'**: A white flowering form of 'Blue Clips'.

(TKB) **C. persicifolia 'Takion Blue'**: A compact plant with a mound of long
 evergreen foliage. Large upright/outward facing blooms of lavender
 blue on strong stems. 18-20"H x 12-18"W
 1 gal.

(CET) Centaurea (Bachelor's Buttons) ○  Zones 3-8

(BLU) **C. montana**: A low spreading perennial with feathery blue flowers
 from early to mid summer (may bloom again if cut back). Needs good
 drainage & alkaline soil. 24"H x 36"W
 1 gal.

Perennials

1-9 10-24 25 & UP

(CEN) Centranthus (Red Valerian) ○●  Zones 4-8

(RUB) *C. ruber* 'Coccineus': Clusters of fragrant, carmine red, long-blooming plumes from June-August. An old-fashioned drought tolerant plant. Does best with minimal fertility. 24-36"H&W
1 gal.

(CRS) Cerastium (Snow in Summer) ○  Zones 3-7

(TOM) *C. tomentosum*: Silver-gray foliage on a creeping plant that is covered in clusters of small white flowers in late spring. Well-drained soil and full sun a must! Nice for rock gardens. Shear after bloom. 8"H
1 gal.


(CEA) Ceratostigma (Plumbago, Leadwort) ○●  Zones 5-9

(OOO) *C. plumbaginoides*: A wonderful groundcover with glossy leaves and gentian-blue flowers late summer to frost. Bronze-red fall color. Tolerates a wide range of soils except poorly drained. 8-12"H
1 gal.

(CHL) Chelone (Turtlehead) ○●  Zones 3-8


A long-blooming perennial with Hooded flowers resemble turtleheads on tall stems. Thrives in moist woodland conditions. Attracts butterflies. Aug-Sept

(WHT) *C. glabra*: Dense spikes of white flowers in late summer and early fall over deep green foliage. 24-36"H x 18-24"W


(PNK) *C. lyonii* 'Hot Lips':  Short spikes of rosy-pink flowers over bronze-green foliage on red stems. 36"H x 24"W
1 gal.

(CIM) Cimicifuga (Bugbane) ●●  Zones 4-9

(*Actaea*) Also known as "Fairy Candles". Tall, very fragrant, bottlebrush-like flowers bloom above bold foliage. Attracts butterflies. Needs moist soil.

(OOO) *C. racemosa*:  Airy spikes of ivory-white flowers in summer above attractive foliage. Does not need staking. 4-7'H x 2-3'W
1 gal.

continued on next page


(CIM) Cimicifuga (Bugbane) ●●  Zones 4-9
(*Actaea*) Also known as “Fairy Candles”. Tall, very fragrant, bottlebrush-like flowers bloom above bold foliage. Attracts butterflies. Needs moist soil.

(RAT) **C. racemosa ‘Atropurpurea’** (Redleaf Bugbane): Purplish-green, finely dissected foliage contrasts the fragrant, white flowers. 5’H x 3’W


(BRU) **C. simplex ‘Brunette’**: Purple-black foliage with fragrant arching white blooms in late summer to fall. 5’H x 3’W
1 gal.


(PIS) **C. racemosa ‘Pink Spike’**: Dark bronze to black foliage with soft pink bottlebrush flowers. 5’H x 3’W
1 gal.


(COV) Convallaria (Lily of the Valley) *see Groundcovers on pages 86-88*

(COE) Coreopsis (Tickseed) ○  Zones 4-9
Sun loving, hardy plants with daisy like flowers. Can handle poor soil and tolerates drought and heat. Dead-head or shear to encourage rebloom.

(NAN) **C. auriculata f. nana ‘Elfin Gold’**: A dwarf with bright orange-yellow flowers emerge in late spring. 8-10”H&W

(ERL) **C. grandiflora ‘Early Sunrise’**:  Semi-double golden yellow flowers, blooms earlier than other Coreopsis. 24”H&W

(MOO) **C. verticillata ‘Moonbeam’**:  Bright lemon-yellow flowers emerge in the summer on airy clumps of fine, needle-like foliage. 18-24”H&W


(ZAG) **C. v. ‘Zagreb’**:  Very similar to ‘Moonbeam’ but a more compact plant with a deeper golden yellow flower. 12-18”H&W

(FMN) **C. x ‘Full Moon’**: Very large, canary yellow flowers are held atop a mound of medium textured foliage. 24”H&W

(RED) **C. x ‘Red Shift’**: Large blooms open creamy yellow with a red ring around a golden eye. As the nights cool, the blooms begin to change to reds or yellows streaked with red. 30”H&W
1 gal.

Perennials


1-9 10-24 25 & UP

(DLS) Delosperma (Ice Plant) ○  Zones (5)6-9
Succulent foliage and summer blooms. Drought tolerant. Good for containers, rock gardens or seaside plantings.

(COO) **D. cooperi**: Fluorescent purple-pink, daisy-like flowers. 4-6"H x 18"W

(YEL) **D. nubigenum**: Large yellow daisy-like flowers. 2-4"H x 18"W

* Price Points for 1 quart Delosperma *	1-14	15-89	90+
PC 1 qt.	(15 per tray)		


(DEL) Delphinium (Larkspur) ○  Zones 3-7
Elegant flower spikes, which make great cut flowers. Needs full sun and cool, moist soil. Cut back after flowering to encourage new blooms.

(BLU) **D. grandiflorum 'Blue Butterfly'**: A dwarf, which forms compact mounds of well-branched foliage with sky blue flowers. 14"H x 12"W

(BBD) **D. x 'Belladonna'**: Sky-blue flowers on multiple heavily branched spikes over compact foliage. Needs minimal staking. 36-48"H x 24"W

(CAS) **D. x 'Casablanca'**: Similar habit as 'Belladonna' but with white flowers. 36-48"H x 24"W


1 gal.

(DEN) Dendranthemum (Hardy Mum) ○  Zones 4-9
Requires full sun & is a heavy feeder & benefits from fertilizer. Pinch in summer to promote a compact plant. Blooms late summer into fall.

(CLC) **D. x grandiflorum 'Clara Curtis'**: Rose-pink daisy-like flowers with yellow centers on a compact plant. 20-24"H x 24-30"W

(SHE) **D. x g. 'Sheffield'**: Apricot-pink daisy-like flowers with yellow centers. 30-36"H x 3-4'W

1 gal.


(DIA) Dianthus (Maiden Pinks) ○  Zones 3-9
Fragrant flowers above often blue-gray, low-growing, evergreen foliage. Early-mid summer blooms. Deadheading can encourage fall blooms.

(ALB) **D. deltoides 'Albus'**: Clear white flowers. 7-10"H

(ROS) **D. d. 'Zing Rose'**: Deep rose-red blooms cover the dense clump of dark green, evergreen foliage. 6-8"H

1 gal.

continued on next page

(DIA) Dianthus (Cheddar Pinks) ○  Zones 3-9
Fragrant flowers above often blue-gray, low-growing, evergreen foliage. Early-mid summer blooms. Deadheading can encourage fall blooms.



- (PNK) **D. gratianopolitanus 'Bath's Pink'**: Fragrant clear pink flowers over mats of blue-gray evergreen foliage. 8-10"H
- (FIW) **D. g. 'Firewitch'**: Magenta-pink blooms, which smell of cloves, appear in masses above silvery-blue mats of evergreen foliage. 6-8"H
- (TIN) **D. g. 'Tiny Rubies'**: Double rose-pink blooms, which smell of cloves, appear in masses above silvery-blue mats of evergreen foliage. 4-5"H
- (GSF) **D. g. 'Star Fire'**: Gray-green foliage sets off vivid red flowers with a crimson eye. Spicy clove scent. 8"H.
1 gal.

(DIC) Dicentra (Bleeding Heart) ●●  Zones 3-8(9)
Arching racemes of heart-shaped flowers over gray-green foliage. Moist soil.


- (SPC) **D. spectabilis**: Large, bushy clumps of powdery-green, cut or lobed foliage on fleshy stems. Flowers are rose-pink with white tips. 30-36"H
- (ALB) **D. s. 'Alba'**: A white flowering form of *D. spectabilis*. 24-30"H
2 gal.
- (IHE) **D. x 'Ivory Heart'**: A compact plant with white flowers, silver-blue fern-like foliage. 6-12"H x 10-18"W
- (KOH) **D. x 'King of Hearts'**: Fern-leaved foliage with bright rosy-pink flowers. Good sun and heat tolerance. 10-18"H&W
1 gal.
- (LUX) **D. x 'Luxuriant'**: A fern-leaved, "everblooming" selection. Tolerates more sun and summer heat than other varieties. 12-15"H&W
1 gal.

(DIG) Digitalis (Foxglove) ○  Zones 4-9
Spikes of open tubular flowers, part shade in moist, rich soil. Most are *biennials*.



- (CAR) **D. grandiflora 'Carillon'**: A dwarf with yellow flowers. A true perennial which reseeds readily for naturalizing. 12-15"H
- (PCM) **D. purpurea 'Candy Mountain'**: Upward-facing flowers allow one to see the beautifully speckled throats of the rose pink blossoms. 36-48"H
- (MER) **D. x mertonensis**: Deep rose-pink flowers in pendulous clusters on one-sided racemes. Hummingbirds find irresistible. 36"H
1 gal.

(ECH) Echinacea (Cone Flower) ○   Zones (3)4-8
Large daisy-like flowers bloom July-Aug. Tolerates poor soil and heat. Good for cut flowers. Attracts butterflies.

- (PUR) **E. purpurea**: Pink drooping petals. 28”H
 (PLS) **E. p. ‘Happy Star’ (‘Lucky Star’)**: Bright white horizontal petals with an orange cone on sturdy stems. Vigorous grower. 40”H x 18”W
 (PMA) **E. p. ‘Magnus’**: Large flat flower heads of rose-pink ray petals with a coppery-brown, spiky central cone. Blooms fade to a pale rose. 30-36”H
 (RUS) **E. p. ‘Ruby Star’**: Like ‘Magnus’ but the petals are more substantial with a deeper magenta-red color and less tendency to fade.
 1 gal.
- (PWB) **E. p. ‘PowWow Wild Berry’**: A short plant with large, fragrant, deep purple to magenta flowers. Superior to ‘Kim’s Knee High’. 18-24” H
 (PWW) **E. p. ‘PowWow White’**: Like ‘PowWow Wild Berry’ but with large white flowers with a golden seed cone. 18-24” H
 1 gal.
- (SSD) **E. p. ‘Sundown’**: Fragrant intense orange flowers. 30-36”H
 (SNR) **E. p. ‘Sunrise’**: Fragrant soft yellow petals (same color as ‘Moonbeam’ Coreopsis) around a wide, green-gold cone. 30-36”H
 (HVM) **E. p. ‘Harvest Moon’**: Fragrant golden petals and orange cone. 24”H
 1 gal.

(EPI) Epimedium (Barrenwort) ●●  Zones 5-8(9)
Semi-evergreen clumps of delicate, heart-shaped leaves. Slender stems with tiny flower clusters hover above foliage in spring. Tolerates drought.

- (GLI) **E. grandiflorum ‘Lilafee’ (‘Lilac Fairy’)**: New foliage emerge beige with a reddish tinge turning green in summer then red in fall. Long-spurred, lavender-violet flowers in spring. 10-15”H
 (PFN) **E. x perralderianum ‘Frohleiten’**: Clumping plant with bronze marbled foliage and clusters of yellow flowers. 12-18”H&W
 (PNK) **E. x youngianum ‘Roseum’**: A compact grower with small pink flowers and deep crimson fall foliage. 10-12”H
 (RUB) **E. x rubrum**: Small red-purple spur-less flowers over red tinted foliage which is pointed and spiny-toothed. 10-12”H
 (YEL) **E. x versicolor ‘Sulphureum’**: Green foliage tinted red with two-tone yellow flowers. The toughest Epimedium for dry shade, even under large, thirsty trees. 12”H
 1 gal.

(EUP) Eupatorium (Joe Pye Weed) ○○   Zones (3)4-9
 Large ageratum-like flowers, which are good for cutting, bloom in Aug-Sept.
 Needs moist soil. Attracts butterflies.

(PBJ) **E. dubium 'Baby Joe'**: A dwarf plant with lavender-rose flowers on sturdy stems. 24-30"H x 18"W

(LJO) **E. d. 'Little Joe'**: A compact plant with light lavender-pink flowers. 3-4'H x 18-24"W
 1 gal.



(OOO) **E. maculatum 'Gateway'**: Large domed lavender-pink blooms on tall, sturdy stems. 4-5'H x 1-2'W

(CHO) **E. rugosum 'Chocolate'**: Mounds of dark bronze-purple foliage with deep purple stems contrast the clouds of white flowers. 3-4'H
 2 gal.


(EPH) Euphorbia (Cushion Spurge) ○ 
 Mounded shape, excellent foliage. June, 12-18"H

(PFB) **E. epithimoides 'First Blush'**: Light green leaves with cream margins and a pink flush on the tips in spring. Bright yellow spring flowers fade to match foliage as they mature. 12"H x 12-18"W Zones 4-7
 1 gal.

(BLB) **E. x martinii 'Blackbird' ('Nothowlee')**: ^{Nov} Dark purple-black foliage with a tight, compact habit. Green bracts with a purple blush are long lasting. Good heat tolerance. 20-24"H&W Zones 6-9
 1 gal.

(FIL) Filipendula (Meadowsweet) ○○   Zones 3-8
 Fine foliage in low mound with small flowers on tall panicles, best in low, boggy soil or at the waters edge, but will tolerate dry, infertile types.

(RUB) **F. rubra 'Venusta'**: Tall strong stems that bear fragrant, feathery pink plumes from July-August. 4-6'H x 3-4'W
 1 gal.


(GAI) Gaillardia (Blanket Flower) ○  Zones (5)6-10
Bright daisy-like flowers. Prefers average, well-drained or dry soil. Heat and drought tolerant

(ARS) **G. aristata 'Arizona Red Shades'**: ^{new} A compact plant with large, crimson red blossoms (some plants with small yellow tips on each petal) from early summer into early fall. 10-12"H x 12"W

(GOB) **G. x g. 'Goblin'**: Scarlet-red petals with sunny yellow tips surround the reddish-brown cone on a compact plant. 12"H x 15"W

(GOL) **G. x g. 'Oranges and Lemons'**: Very floriferous and long-blooming. Blooms with orange bands and yellow tips. 18-24"H x 12-18"W
1 gal.

(GAL) Galium (Sweet Woodruff) *see Groundcovers on pages 86-88*

(GUR) Gaura (Wand Flower) ○○ 
Prefers rich, well-drained soil, tolerates heat. Flowers on open panicle above foliage. Flowers late summer.

(PNK) **G. lindheimeri 'Siskiyou Pink'**: Bright pink, 4-petaled flowers resembling tiny butterflies, turn a deeper, rose pink as they age. 18-24"H

(WHB) **G. l. 'Whirling Butterflies'**: White flowers resembling tiny butterflies, which turn a faint pink with age. 30-36"H
1 gal.

(GEN) Gentiana (Gentian) ○○  Zones (3)4-7
One of the few *true* blue flowering perennials.

(TBL) **G. x 'True Blue'**: Large tubular blue flowers from midsummer into fall over attractive lance-shaped foliage. 24-30"H x 12-18"W
1 gal.

(GER) Geranium (Cranesbill) ○○ Zones 4-8


(BKO) **G. cantabrigiense 'Biokovo'**: White flowers with pink sepals appear in early summer. Fragrant, glossy green foliage that turns red in fall. 15"H

(MBV) **G. macrorrhizum 'Bevan's Variety'**: Deep magenta blooms with red sepals appear in mid to late spring. Forms a dense spreading groundcover. 24-36"H (April-May)
1 gal.

continued on next page

(GER) Geranium (Cranesbill) ○●

Zones 4-8

(MCL) **G. maculatum**:  Loose clusters of lavender-pink flowers appear from mid to late spring above deeply lobed, clumps of foliage. 24”H x 18”W

(BRK) **G. x ‘Brookside’**: Rich, lavender-blue flowers with white eyes and purple veining. Exceptionally long bloom time (June-Sept) and good fall color. 18-24”H x 24-30”W

1 gal.

(ALB) **G. sanguineum ‘Album’**: White flowers over dark green clumps of foliage from late spring to midsummer. 12-18”H x 2’W

(SNH) **G. s. ‘New Hampshire Purple’**: Deep magenta flowers from late spring to midsummer. Finely cut mounding foliage turns a brilliant crimson-red in the fall. 8-12”H x 15-18”W

(LAN) **G. s. ‘Striatum’**: Dense spreading stands of soft pink flowers veined in red atop lovely deeply cut foliage. 6”H x 18-24”W

1 gal.

(ROZ) **G. x ‘Rozanne’**: Violet blue, saucer-shaped flowers with white eyes and reddish-purple veining above mounds of deep green foliage. One of the longest blooming perennials. 18-24”H x 24-36”W

1 gal.

(GYP) Gypsophila (Baby’s Breath) ○ 

Zones (3)4-7

Tiny flowers float atop delicate stems and blue-green foliage. Requires well-drained, slightly alkaline soil. A good cut flower.

(COM) **G. repens ‘Alba’**: Creeping form with short panicles of white flowers in summer. Drought resistant. 4-8”H

(ROS) **G. r. ‘Rosea’**: Blue-green foliage and branching stems covered with pale pink flowers. 6”H x 15”W

1 gal.

(HLM) Helenium (Sneezeweed) ○ 

Zones 4-8

A mainstay of the summer/fall garden. Long-blooming flowers are tolerant of dry growing conditions.

(MGR) **H. x ‘Mardi Gras’**: Yellow petals with orange-red splashes. 36-40”H

(RTU) **H. x ‘Ruby Tuesday’**: Dark red petals on a compact plant. 18-24”H

1 gal.

(HEI) Heliopsis (False Sunflower) ○ N Zones 3-9
Sunflower-like blooms. Tolerates heat. Requires well-drained soil.

(SSN) **H. helianthoides ‘Summer Nights’**: Bright golden yellow, daisy-like flowers with a mahogany eye on dark purple-red stems. 3-4’H x 2-3’W
1 gal.

(HLB) Helleborus (Lenten Rose) ●● Zones 5-9
Prefers moist soils and shaded conditions, very early spring.

(FOE) **H. foetidus (Stinking Hellebore)**: Pale, light-green flowers bloom high above dark, evergreen foliage late winter/early spring. Named for the scent of the leaves when crushed, stinky. 1-2’H

(RHS) **H. x ‘Royal Heritage Strain’**: A wide range of colors such as purple, near-black, white, pale green, yellow, pink, rose, and red. Some spotted or brushed with a contrasting color. 18-24”H
1 gal.

(HJL) **H. nigra ‘HGC Josef Lemper’**: A very robust plant with large clear white blooms which mature to pale green. Flowering starts earlier and hold up better than others. 10-12”H x 15-18”W
1 gal.

(HEM) Hemerocallis (Daylily) ○● Zones 3-9
Excellent for commercial use. Mix varieties for an extended bloom period.

(Code Designations: E=Early M=Mid L=Late)

Early = May/June Mid = July Late = August/September

(HRE) **H. ‘Happy Returns’**: Fragrant, canary yellow blooms on a compact reblooming plant. 18-24”H&W **EM**

(HPE) **H. ‘Hyperion’**: Large canary yellow trumpet shaped blooms with a small green throat and a sweet fragrance. Rebloomer. 40”H **M**

(MNA) **H. ‘Mauna Loa’**: Large golden-orange blooms. 24”H&W **ML**

(SDO) **H. ‘Stella d’ Oro’**: Bright, golden-yellow blooms on a reblooming plant. Slightly fragrant. 18-24”H&W **EML**
1 gal.

Look for our native plant symbol N

(HEM) Hemerocallis (Designer Daylilies) ○○ Zones 3-9
Excellent for commercial use. Mix varieties for an extended bloom period.

(Code Designations: E=Early M=Mid L=Late)

Early = May/June Mid = July Late = August/September

- (BAM) **H. 'Barbara Mitchell'**: Large orchid pink blooms with a yellow throat and ruffled edges. Rebloomer. 20"H **M**
- (CHP) **H. 'Chicago Apache'**: Large scarlet red blooms with a golden yellow throat and slightly ruffled edges. 30"H **M**
- (JOS) **H. 'Joan Senior'**: Large white blooms with a pale yellow throat. Rebloomer. 30"H **EM**
- (PAN) **H. 'Pandora's Box'**: Creamy white blooms with a purple eye and yellow throat. A fragrant rebloomer. 24"H **ML**
- (SDC) **H. 'Siloam Double Classic'**: Fully double blossoms of soft peachy-pink with a yellow halo and green throat. 18-24"H **M**
1 gal.
- (RRE) **H. 'Rosy Returns'**: Fragrant, rosy-pink blooms with a darker eye and yellow throat. A reblooming selection. 18-24"H&W **EM**
1 gal.

(HEU) Heuchera (Coral Bells) ○○ Zones 4-9
Foliage creates low growing mounds with dainty flowers on tall stems in summer. Attracts butterflies & hummingbirds. Requires well-drained, rich soil.

- (ADS) **H. americana 'Dales Strain'**: N Clump forming with foliage that emerge chartreuse with green veins mature to silvery-green with dark veins. Pink flowers on wiry stems. 15-24"
- (PUR) **H. micrantha 'Palace Purple'**: Large, shiny star-shaped foliage that ranges in color from deep olive green to a purplish-bronze. The undersides are quite visible in the loose clumps. 12-18"H x 18-24"W
- (PLU) **H. x 'Plum Pudding'**: Plum-purple ruffled foliage with a darker veination and white flowers. 8-10"H x 12-18"W
- (ASS) **H. x 'Stormy Seas'**: Ruffled, somewhat glossy leaves of maroon-purple when young, age to bronze-green with bright purple undersides. 18"H
1 gal.

continued on next page

(HEU) Heuchera (Coral Bells) ○○

Zones 4-9

Foliage creates low growing mounds with dainty flowers on tall stems in summer. Attracts butterflies & hummingbirds. Requires well-drained, rich soil.

(OUT) **H. x 'Blackout'**: Glossy, almost black foliage with rounded edges contrasts the creamy white flowers. 6-8"H x 12-14"W

(CML) **H. x 'Caramel'**: Fuzzy, bright yellow-orange foliage with a purple-red underside. Cream white flowers bloom late. 12"H&W

(LCH) **H. x 'Lemon Chiffon'**: Fuzzy, bright yellow-orange foliage with a purple-red underside. Cream white flowers bloom late. 12"H&W
1 gal.

(HOS) Hosta (Plantain Lilies) ●●

Zones 3-9

(FRN) **H. 'Francee'**: Smooth dark green leaves with a white margin which holds up well in sunny spots. Lavender flowers (July-Aug). 14"H x 3'W

(HNY) **H. 'Honeybells'**: Large elongated, wavy, light green to chartreuse leaves that can tolerate full sun. Fragrant lavender flowers on tall stems which attract bees and hummingbirds (July-Aug). 24"H x 48"W

(RYS) **H. 'Royal Standard'**: Large mounds of wavy, glossy green leaves which are sun tolerant. Fragrant white flowers on very tall stems (Aug-Sept). 24-30"H x 48-60"W
1 gal.

(BLU) **H. 'Blue Cadet'**: Blue-green, heart-shaped leaves form a dense mound. Dense spike of lavender flowers (July). 15"H x 30-36"W

(SIE) **H. sieboldiana 'Elegans'**: Very large blue, rounded leaves, with a heavy texture. White flowers on tall stems (June-July). 24"H x 3-4'W

(XFB) **H. 'Fragrant Bouquet'**: Apple-green leaves with thin pale-yellow margins. Near white, very fragrant flowers on tall stems. 18"H x 36"W

(FWI) **H. 'Frances Williams'**: Giant blue-green leaves with a wide, irregular gold margin. White flowers (June-July). 24"H x 48"W

(GIN) **H. 'Ginko Craig'**: A compact plant with lance-shaped leaves with a clear white margin. Blue-purple flowers (July). 8-10"H x 12-18"W

(GUA) **H. 'Guacamole'**: Huge, glossy leaves with a dark outer margin and the center becomes a bright gold in the summer sun. Flowers are shades of purple (July). 24"H x 36"W
1 gal.

continued on next page

(HOS) Hosta (Plantain Lilies) ●●

Zones 3-9

- (JUN) **H. 'June'**: Pointed blue-green leaves with a heavy texture and a chartreuse central variegation which becomes more pronounced in the summer sun. Pale blue-purple flowers (July-Aug). 18"H x 24"W
- (KRE) **H. 'Krossa Regal'**: Powder blue leaves with an upright vase-like habit. Lavender flowers on very tall stems (July-Aug). 36-40"H x 3-6'W
- (PAT) **H. 'Patriot'**: Dark green leaves with clear white margins. Lavender flowers in midsummer. 20-24"H x 30-36"W
- (WBR) **H. 'Wide Brim'**: Neat mounds of green foliage with wavy, creamy gold margins. Foliage holds its color best in shadey spots. Pale lavender flowers (July-Aug). 18"H x 24-36"W
1 gal.
- (BDA) **H. 'Big Daddy'**: A dense mound of large grey-blue, rounded, heavily textured leaves which cup upward. Near white flowers just above the foliage (June-July). 24"H x 36"W
- (BAN) **H. 'Blue Angel'**: Huge blue-green corrugated leaves form large mounds. Pale lavender-white flowers (June-July). 36"H x 48"W
- (FRD) **H. 'Fragrant Dream'**: Dark green leaves with narrow yellow margins form a wide mound. Fragrant near-white flowers on tall stems (Aug-Sept). 24-30"H x 48-60"W
- (S&S) **H. 'Sum & Substance'**: Massive leaves create a huge mound. Foliage can vary with sun exposure from light green to chartreuse-gold. Pale lavender flowers on tall stems (Aug-Sept). 36"H x 60-72"W
1 gal.

(IBE) Iberis (Candytuft) ○ 


Zones 3-9

Dwarf with spreading evergreen foliage and spring blooms. Good for borders or rock gardens. Requires well-drained soil. Should be cut back after flowering to prevent legginess and encourage new blooms.


- (WHI) **I. sempervirens 'Alexander's White'**: Large clusters of flowers carpet the narrow, evergreen leaves from mid to late spring. 12"H
1 gal.

Perennials

1-9 10-24 25 & UP

(IRI) Iris ensata (Japanese Iris) ○  Zones (4)5-9
Beard-less Iris have a flat bloom in early summer & narrow leaves. Likes lime-free, boggy soil in the sun. These are the last Iris to flower.

- (ECS) **I. e. 'Caprician Symphony'**: Light blue flowers that darken near the edges and a gold signal outlined in clear blue. 32-36"H
- (ECR) **I. e. 'Crystal Halo'**: Large, slightly ruffled, deep purple flowers with white edging and dark veins. 32-36"H
- (EFR) **I. e. 'Fortune'**: Large white flowers with pale streaks of purple and vivid purple standards. 32-36"H
- (ERR) **I. e. 'Royal Robes'**: Deep purple flowers with a yellow streak on the falls. 32-36"H
- (EVR) **I. e. 'Variegata'**: Blue flowers and variegated foliage. 32-36"H
1 gal.

(IRI) Iris germanica (Bearded Iris) ○  Zones 3-9
Many colors to choose from on these low maintenance, long-lived plants. Summer blooming – many that are re-bloomers. Must have well-drained soil.

- (GAA) **I. germanica 'Again and Again'**: Medium yellow with white beard. Rebloomer, 36"H.
- (GBE) **I. g. 'Best Bet'**: deep blue falls, light blue standards, reblooms, 36"H
- (GBS) **I. g. 'Beverly Sills'**: Coral pink blooms. 35"H
- (GIM) **I. g. 'Immortality'**: Pure white standards and falls. Beards are a pale yellow. Considered the most constant reblooming Bearded Iris. 30"H
- (GSA) **I. g. 'Speeding Again'**: Dark blue and violet with white beard. Sweet fragrance. Rebloomer. 38"H.
1 gal.

(IRI) Iris pallida (Sweet Iris) ○  Zones 4-9
Full sun and well-drained soil are best. Very low maintenance.



- (PVA) **I. pallida 'Variegata'**: Rich violet-blue flowers (like those of *Iris germanica*) with an orange-yellow beard and creamy white stripes of variegation on its foliage. Sweetly fragrant. 32-36"H
1 gal.

(IRI) Iris sibirica (Siberian Iris) ○  **Zones 3-8**

Good foliage, pest resistant & long lived. Moist rich soil. Will grow in standing water. Blooms June-July.

(SBS) *I. s.* 'Butter & Sugar': White standards with yellow falls. 28"H

(SCB) *I. s.* 'Caesar's Brother': Rich, deep blue-purple. 30"H
1 gal.

(IRI) Iris versicolor (Blue Flag) ○   **Zones 4-9**

(VER) *I. versicolor*: Bladed foliage which emerges as dark purple in April fading to green by early summer topped with blue flowers. 24-36"H
1 gal.

(KMS) Kalimeris (Blue Star Aster) ○● **Zones 5-9**

(IBS) *K. incisa* 'Blue Star': Small pale-blue aster-like flowers with yellow centers bloom from midsummer to fall. Drought tolerant. 18"H x 12"W
1 gal.

(KNA) Knautia ○●  **Zones 5-9**

(MMI) *K. macedonica* 'Mars Midget': Ruby-red pin cushion-like flowers with white stamens bloom from early summer into the fall. 12"H x 18"W
1 gal.

(KNI) Kniphofia (Red Hot Poker, Torch Lily) ○  **Zones (5)6-9**

(OOO) *K. uvaria* 'Flamenco': Large spikes of tubular flowers in shades of red, orange and yellow atop tall stalks and grass-like foliage. Must have well drained soil. Excellent drought tolerance. 30-36"H x 20-24"W
1 gal.

(LMS) Lamiastrum (Yellow Archangel) ○●  **Zones 3-9**

(HPR) *L. galeobdolon* 'Herman's Pride': Yellow flowers and silver leaves with dark green veining. Forms a neat mound of foliage, and then spreads to fill in the surrounding area. 8-12"H x 12-18"W
1 gal.


(LAM) Lamium (Spotted Dead Nettle) ●●  Zones 3-8

Useful groundcover with small, long-blooming flowers. Semi-evergreen, mat-forming foliage. Good for moist, shady sites or as a cascading container accent.

(AUR) **L. maculatum 'Aureum'**: Chartreuse foliage with silver spotting and lavender-pink flowers in spring. 6-8"H x 1-2'W

(PUR) **L. m. 'Orchid Frost'**: Bright orchid-pink blooms in spring and fall. Variegated silver foliage holds up well in summer. 4-6"H x 1-2'W

(WHT) **L. m. 'White Nancy'**: Silver leaves with a narrow green edge and white flowers. 4-8"H x 1-2'W
1 gal.

(LVN) Lavandula (Lavender) ○  Zones 5-9

Old fashion herb with evergreen, aromatic, blue-gray foliage and scented lavender-blue flower spikes. For rock gardens or the border, light soil, drought tolerant.

(HID) **L. angustifolia 'Hidcote'**: Dark violet-purple flowers spikes. 18-24"H

(AMB) **L. a. 'Mini Blue'**: ^{New} Compact plant with strong stems and large amounts of purple-blue blooms. 10-12"H Zones 5-8

(MUN) **L. a. 'Munstead'**: Lavender flowers spikes on a compact plant. Often considered the hardiest. 12-18"H

(PCE) **L. x i. 'Provence'**: Long flowers stems of lavender-purple spikes. Considered the most fragrant variety. 2-3'H&W
1 gal.

(LEC) Leucanthemum (Shasta Daisy) ○  Zones 5-9

Summer bloomer, dead-heading encourages re-bloom. Wants well-drained soil.

(BEC) **L. x superbum 'Becky'**: Large white daisy-like blooms with a yellow eye. A strong grower and heavy bloomer. 30-36"H

(SNW) **L. x s. 'Snowcap'**: Like 'Becky' but with a compact habit with sturdy stems that don't flop. 12-18"H x 12"W

1 gal.

2 gal. 'Becky' only

(LIA) Liatris (Blazing Star, Gayfeather) ○   **Zones 3-9**

Native wildflower. Foliage forms grass-like clumps with tall flower spikes in mid to late summer. Needs well-drained soil. Attracts butterflies.

(WHI) *L. spicata* 'Alba': White flower spikes. 24-28"H

(PUR) *L. s.* 'Kobold': Rose-lavender flower spikes. 24-28"H
2 gal.

(LGL) Ligularia (Golden Ray) ●●  **Zones 4-9**

Basal, leathery leaves with multiple daisy-like flowers on tall stems. Best in cool, moist soil such as bogs & streamsides.

(DBC) *L. dentata* 'Britt Marie Crawford': Large, glossy purple-black, rounded leaves with bold orange-yellow daisy-like flowers. 36-40"H
1 gal.

(OTH) *L. d.* 'Othello': Soft orange flowers and rounded purple foliage. 36"H


(ROC) *L. stenocephala* 'The Rocket': Bottlebrush spikes of yellow flowers and light green, triangular leaves with coarse teeth. 3-4'H

(LRC) *L. s.* 'Little Rocket': A dwarf form of 'The Rocket'. 2-3'H
1 gal.


(LOE) Lobelia (Cardinal Flower) ○●  **Zones 4-9**

Adds brilliant color to any garden. Attracts butterflies and hummingbirds. Requires rich, moist well-drained soil and protection from hot afternoon sun. 1" deep winter mulch is suggested and should be removed early in the spring.

(RED) *L. cardinalis*:  Red flower spikes rise from rosettes of foliage. 36"H

(SLA) *L. siphilitica* (Great Blue Lobelia):  Blue flower spikes in late summer. 24-36"H
1 gal.

(MOM) *L. x* 'Monet Moment': Long-lasting spikes of hot pink flowers. Pinching back the spikes will encourage multiple spikes. 36"H
1 gal.

(LUP) Lupinus (Lupine) ○○  Zones 4-6
 Flower spikes with striking colors that bloom late spring-early summer over bushy clumps of foliage. The *Gallery Series* consists of compact plants, generally with single color flowers about 24" tall.

(BLU) **L. x 'Gallery Blue'**: Blue flowering selection of the *Gallery Series*.


(RED) **L. x 'Gallery Red'**: Red flowering selection of the *Gallery Series*.


(WHI) **L. x 'Gallery White'**: White flowering selection of *Gallery Series*.
 1 gal.

(LYS) Lysimachia nummularia (Creeping Jenny)

(NAU) **L. n. 'Aurea'**: Leafy mat of ground-hugging, yellow foliage that also has small, yellow flowers in May. Hearty grower, thrives in moist soil.

* Price Points for 1 quart <i>Lysimachia</i> *		1-14	15-89	90+
PC	1 qt.	(15 per tray)		

(MND) Monarda (Bee Balm) ○  Zones 4-8
 Fragrant foliage with large globe-shaped heads of tubular flowers in summer. Attracts butterflies & hummingbirds. Spreads vigorously. Watch for mildew.

(FIS) **M. fistulosa** (Wild Bergamot):  Light lavender-purple blooms throughout the summer. 2-4'H x 2-3'W

(PET) **M. x 'Petite Delight'**: A dwarf form with lavender-rose flowers and dark foliage. Mildew resistant. 12-18"H x 1-2'W
 1 gal.

(JAC) **M. x 'Jacob Klein'**: Large brilliant red flowers. Mildew resistant. 2-3'H
 2 gal.

(NEP) Nepeta (Catmint) ○  Popular herb, with aromatic gray foliage. Easy to grow and long blooming.

(SIX) **N. faassenii 'Six Hills Giant'**: Spikes of blue flowers. 2-3'H


(WLO) **N. f. 'Walker's Low'**: Low mounds of foliage and blue flowers. 18"H

(BLW) **N. mussinii 'Blue Wonder'**: Lavender blue flower spikes. 12-15"H
 1 gal.

(NIP) Nipponanthemum (Montauk Daisy) ○ Zones 5-9

(NIP) **N. nipponicum**: White daisy-like flowers blooming in fall. Very similar in appearance to *Leucanthemum x superbum*.

1 gal.

(PEO) Paeonia (Tree Peonies) ○  Zones 4-8

Late spring bloomer with large sturdy flowers. Needs fertile, rich, well-drained garden soil and water during dry periods. No pruning required.

(SHN) **P. suffruticosa 'High Noon'**: Semi-double lemon yellow flowers marked with red at the center. 4-5'H x 3'W

(SOR) **P. s. 'Kinkaku'**: Double yellow blooms edged in bright orange. 4-5'H

(SKO) **P. s. 'Koukamon'**: Semi-double deep maroon blooms which are almost black at the center. 3-4'H&W

(SMK) **P. s. 'Meikouhou'**: Semi-double white blooms with a small cranberry tint at center. 3-4'H&W

(SWR) **P. s. 'Shima-Nishiki'**: Semi-double flowers with two-toned petals striped with rose-red and white. 3-4'H&W

(SYY) **P. s. 'Yachiyotsubaki'**: Semi-double, medium-pink with a yellow center, ruffled flowers. 3-4'H&W

3 gal.

(PEO) Paeonia (Peony) ○  Zones 3-8

A garden classic with attractive foliage, large fragrant flowers, and ease of maintenance. Beautiful cut flower. Early summer blooms.

(BUH) **P. lactiflora 'Bunker Hill'**: Double red, bowl-shaped blooms. 30"H

(DDN) **P. l. 'Duchesse de Nemours'**: Creamy white with a yellow center. 3'H

(MAX) **P. l. 'Festiva Maxima'**: Double white blooms from June-July. 40"H

(KAN) **P. l. 'Kansas'**: Double watermelon-red blooms from June-July. 36"H

(RSN) **P. l. 'Karl Rosenfield'**: Double, fuchsia-red blooms May-June. 30-36"H

(KOW) **P. l. 'Koningin Wilhelmina'**: Semi-double blooms with a fuchsia-pink and white edge in mid-season. 32"H

(KRW) **P. l. 'Krinkled White'**: White, single blooms with a yellow center in mid-season. 30-36"H

2 gal.

continued on next page

(PEO) Paeonia (Peony) ○  Zones 3-8

A garden classic with attractive foliage, large fragrant flowers, and ease of maintenance. Beautiful cut flower. Early summer blooms.

(PNK) **P. I. 'Sarah Bernhardt'**: Large double pink blooms June-July. 36-40"H

(SSL) **P. I. 'Sea Shell'**: Single lilac-pink blooms. 34"H

(WHI) **P. I. 'Shirely Temple'**: Double blooms that start pale pink and mature to pure white. 30-36"H
2 gal.

(SOH) **P. I. 'Scarlet O'Hara'**: Single red blooms. Vigorous habit.
2 gal.

(PAV) Papaver (Oriental Poppy) ○  Zones 3-7


Solitary flowers on long stems. Hairy basal leaves. Goes dormant in the heat of mid-summer so plan for a bare spot. Requires well-drained soil. May-June.

(LCN) **P. oriental 'Little Candy Floss'**: Pale pink flowers with a dark purple spot at the center. 12-14"H&W

(RSQ) **P. o. 'Raspberry Queen'**: Bright watermelon-pink flowers with a dark blotch near the center. 30-36"H x 18-24"W
1 gal.


(PNS) Penstemon (Beard Tongue) ○●  Zones (4)-8

Bearded, tubular, flowers on spikes. Best in sun with well-drained soil. A good cut flower. Blooms in summer.

(RED) **P. digitalis 'Husker's Red'**:  Maroon-red foliage with white flowers with a tint of light pink from July-Aug. 36"H

(EPK) **P. barbatus 'Elfin Pink'**: Glossy leaves topped bright pink, long, trumpet-shaped flowers. 12"H

(BLU) **P. virgatus 'Blue Buckle'**: A compact plant with dense purple-blue flowers arranged in dense clusters on rigid, upright stems. 12-16"H
1 gal.

(PEV) Perovskia (Russian Sage) ○  Zones (4)5-9
Aromatic, silver-gray foliage with tubular flowers on 12"-15" racemes in late summer. Best in well-drained soil and full sun. Cut back after first frost to 12".

(ARS) **P. atriplicifolia**: Airy spikes of lavender-blue flowers top strong stems with small, finely dissected, silvery-green leaves. 36-42"H
2 gal.

(LIS) **P. a. 'Little Spire'**: Shorter, upright habit, which prevents leaning, with narrow, grey-green leaves and lavender-blue flowers. 25"H x 18"W
1 gal.

(PHX) Phlox divaricata (Woodland Phlox) ●●   Zones 3-8
Good for naturalizing. Blooms spring.

(DBM) **P. d. 'Blue Moon'**: fragrant flowers of broad, overlapping petals of a pretty, deep violet blue. 12"H

(DCH) **P. d. 'Chattahoochee'**: Fragrant, lavender-blue flowers with a violet eye. Semi-evergreen. 10-12"H
1 gal.

(PHX) Phlox paniculata (Garden Phlox) ○  Zones 4-8
Flowers are fragrant & long lasting. Best in rich, moist soil. Good cut flower. Mid-late summer blooms.

(PBP) **P. p. 'Blue Paradise'**: ^{New} Large lavender-blue heads with a tiny red eye. Good mildew resistance. 36-40"H

(PDV) **P. p. 'David'**: Enormous heads of fragrant, white flowers. Good mildew resistance. 30-36"H

(PLB) **P. p. 'Little Boy'**: Huge flower heads of lilac-blue flowers with a white eye on a compact plant. 20-24"H

(PPR) **P. p. 'Little Princess'**: Pink flowers with a paler pink eye and white edge on a compact plant. 20-24"H

(POP) **P. p. 'Orange Perfection'**: Salmon-orange flowers on strong stems and dense clumps of foliage. 30-36"H
1 gal.

(PRS) **P. p. 'Red Super'**: Large deep red flowers, mildew resistant. 24-30"H
1 gal.

Perennials

1-9 10-24 25 & UP

(PHX) Phlox stolonifera (Creeping Phlox) ○●   Zones 5-9
Woodland groundcover with low mats of foliage and delicate flowers.


- (SBW) *P. s.* 'Bruces' White': White flowers. 6-12"H
(SPG) *P. s.* 'Pink Ridge': Shocking pink flowers. 6-12"H
(SSP) *P. s.* 'Sherwood Purple': Purplish-blue flowers. 6-12"H
1 gal.

(PHX) Phlox subulata (Mountain Pinks) ○   Zones 2-9
Evergreen groundcover with bright flowers early in season.

- (BLU) *P. s.* 'Blue Emerald': Light mauve-blue flowers. 6"H x 18"W
(DRP) *P. s.* 'Drummond's Pink': Bright pink flowers. 6"H x 18"W
(WIN) *P. s.* 'Red Wings': Red flowers with a dark eye. 6"H x 18"W
(WHI) *P. s.* 'White Delight': Pure white flowers. 6"H x 18"W
1 gal.

(PHY) Physostegia (Obedient Plant) ○●   Zones 3-9
Tall spikes of flowers. Can spread vigorously. Blooms late summer.

- (MMA) *P. virginiana* 'Miss Manners': Pure white snapdragon-like flowers
from June to Sept. A clumping form, with good rebloom. 18-24"H
1 gal.

(PTY) Platycodon (Balloon Flower) ○●  Zones 3-8
Balloon-like buds open to star-shaped flowers in late summer. Attractive light
green foliage. Requires moist soil with good drainage. Very low maintenance.


- (GHD) *P. grandiflorus* 'Hakone Double Blue': Large vibrant violet-blue,
double flowers on this reliable bloomer. Nice cut flower. 24"H
(SEN) *P. g.* 'Sentimental Blue': Balloon shaped buds open into beautiful
blue, dwarf bell-shaped flowers. 6-8"H
1 gal.

(POE) Polemonium (Jacob's Ladder) ●●   Zones 3-7
Basal foliage forms mounds. Best in moist soil with good drainage.

- (TOC) *P. reptans* 'Touch of Class': Lacy variegated foliage, green with white
edge. Pink buds open to pale blue flowers in June. 14"H
1 gal.

(PLG) Polygonatum (Solomon's Seal) ●● Zones 4-9
Large leaves grow on tall stems with flower peduncles on the tops of stems in spring. Needs shade and cool moist soil. Best in mass and for naturalizing.

(VAR) **P. odoratum var. pluriflorum 'Variegatum'**: Variegated foliage and fragrant white flowers. 18-24"H
1 gal.

(PUL) Pulmonaria (Lungwort) ●●  Zones 3-8
Foliage is fuzzy green, spotted & streaked w/silver. Bell-like flowers in spring. Requires a cool, moist area with well-drained soil.

(MRS) **P. saccharata 'Mrs. Moon'**: Mounded, silver spotted foliage with pink buds opening to bright blue bell-shaped flowers. 12-18"H


(MJS) **P. s. 'Majeste'**: Solid silver foliage and blue flowers fade to pink. 10"H


(BLN) **P. s. 'Blue Ensign'**: Rich blue flowers over unmarked foliage. 1'H
1 gal.

(ROD) Rodgersia (Rodger's Flower) ●  Zones 4-7
Requires partial shade in moist, well-drained, fertile soil.

(PEL) **R. pinnata 'Elegans'**: Rose pink flower spikes over dramatic, large glossy, textured leaves that resemble horse chestnut. 3'H&W
1 gal.

(RUD) Rudbeckia (Black-Eyed Susan) ○
Big yellow daisies with dark centers and a long bloom time. Easy to grow. Best in well-drained soil. Blooms late summer. Note: *R. hirta* is a biennial.

(GLS) **R. fulgida 'Goldsturm'**:  Gold daisy-like flowers with a distinct dark brown central cone. 24-36"H x 18-24"W Zones 4-10
1 gal.

(HAC) **R. hirta 'Autumn Colors'**:  Large, brown-eyed daisy with colors ranging from yellow-gold to bronzy-red creates a vivid display. 24"H

(HDD) **R. h. 'Denver Daisy'**:  Massive yellow flowers with a very large rust-brown eye. 24"H

(HIS) **R. h. 'Indian Summer'**:  Huge flower heads of bright yellow rays June to frost. 2-3'H
1 gal.

continued on next page

(RUD) Rudbeckia (Black-Eyed Susan) ○ **Continued**

Big yellow daisies with dark centers and a long bloom time. Easy to grow. Best in well-drained soil. Blooms late summer. *Note: R. hirta is a biennial.*

(HRB) **R. nitida 'Herbstonne'**: Tall stems with loose clusters of clear yellow flowers and large green cones that darken with age. 7'H
2 gal.

(SVA) Salvia (Meadow Sage) ○  Zones 3-8

Many long flower spikes rise above the foliage, reblooming when deadheaded. Requires well-drained fertile soil. Blooms all summer.

(BLU) **S. nemerosa 'Blue Hill'**: Tall, spiky almost-true blue flowers. Long-flowering with a wonderful compact habit and aromatic foliage. 20"H

(CAR) **S. n. 'Caradonna'**: A rigidly upright habit with dark purple stems, which accent the bright violet-blue flowers. 24-30"H

(OOO) **S. n. 'May Night'**: Dense spikes of deep violet-purple flowers. 18-24"H

(WHT) **S. n. 'Snowhill'**: Pure white flower spikes and a more compact habit than other perennial salvias. 18-20"H

(VPR) **S. verticillata 'Purple Rain'**: A sprawling mound of large, fuzzy, silvery-green foliage and stout, fuzzy, arching stems lined with smoky purple flowers. 18-24"H

1 gal.

(CAR) **S. nemerosa. 'Lyrical Rose'**: ^{new} Intense pink bloom color on top of a sturdy, mounded plant. 22-24"H&W

(NMA) **S. n. 'Marcus'**: Compact with a broad spreading habit. Deep violet-purple flowers. 10-12"H

1 gal.

(SCA) Scabiosa (Pincushion Flower) ○  Zones 4-9

Dark, glossy green basal foliage with large flowers arising on long stems. Long blooming. Attracts butterflies. Requires rich, well-drained, slightly alkaline soil.

(BUB) **S. columbaria 'Butterfly Blue'**: a profusion of lavender-blue, pincushion-like flowers. 12-18"H



(PNK) **S. c. 'Pink Mist'**: A pink form, long bloomer. 12-18"H

1 gal.

(SED) Sedum (Stonecrop) ○

Zones 3-8

Easy to grow, succulent foliage. Requires well-drained soil. Good for hot, dry spots. Blooms late summer - early fall.

- (JOY) **S. ‘Autumn Joy’**: A hardy, upright selection with light green foliage and deep rose flowers, which age to a beautiful bronze. 24”H
- (CAU) **S. caucicola**: A very low-growing groundcover with rounded, blue-grey foliage. Pink flowers age to carmine-red. 3-4”H
- (KAM) **S. kamtschaticum**:  A semi-evergreen with rich green, toothed foliage and a dense creeping habit. Yellow flowers in summer. 8”H
- (MTR) **S. ‘Matrona’**: An upright grower with gray-green foliage and purple stems. Mauve-pink blooms becoming chocolate-brown in winter. 2-3’H
- (SIE) **S. sieboldii**: A low, spreading form with silver-blue scalloped foliage and pink flowers. Excellent fall color. 6-12”H
- (ANG) **S. rupestre ‘Angelina’**: Brilliant golden yellow, evergreen, needle-like foliage, which take on a reddish-orange tinge in fall and winter. 3-6”H
- (DRB) **S. spurium ‘Dragon’s Blood’**:  bronze leaves, 6”H, red flower
- (VJA) **S. x ‘Vera Jameson’**: red foliage, pink flowers, 14”H
1 gal.

- (ACR) **S. acre** (Gold-moss Stonecrop): Green foliage with small golden yellow flowers in late spring. 2-4”H x 12”W
- (RBS) **S. rupestre ‘Blue Spruce’**: Blue green foliage that resembles the branches and needles of a Blue Spruce. 6-8”H x 12”W
- (LYD) **S. lydium** (Mossy Stonecrop): Green foliage that gets a bronze tint in fall and winter. Small white flowers in early summer. 4-6”H x 12”W

* Price Points for 1 quart Sedum *	<u>1-14</u>	<u>15-89</u>	<u>90+</u>
PC 1 qt.	(15 per tray)		

(SEM) Sempervivum (Hens and Chicks) ○

Zones 3-8

- (BRA) **S. tectorum calcareum**: Rosettes of succulent foliage, good for rock gardens. Blooms mid-summer.
1 gal.
4” pot

Perennials

1-9 10-24 25 & UP

(SPL) *Spigelia* (Woodland Pinkroot) ●●

Zones 5-9

(MAR) *S. marilandica*: Clump forming plant with glossy green leaves. Trumpet flowers are red buds opening to yellow star flowers inside. Needs moist, rich soil. Great for the woodland or along stream banks. 1-2' H
1 gal.

(STA) *Stachys* (Lamb's Ears) ○

Zones 4-8

Soft, fuzzy silver foliage, which forms a dense carpet.

(COU) *S. byzantina* 'Countess Helen Von Stein Zeppelin': Foliage is longer and broader than the species. Rot resistant. 12"H
1 gal.

(STO) *Stokesia* (Stoke's Aster) ○

Zones 5-9

Easy to grow, long blooming, requires well-drained soil. Blooms June to frost.

(OOO) *S. laevis* 'Blue Danube': Large lavender-blue blooms. 18"H

(COW) *S. l.* 'Colorwheel': White flowers aging to lavender-purple. 24"H
1 gal.

(TEU) *Teucrium* (Germander) ○●

Zones 5-9

Great for edging or as a low-clipped hedge. Used often in formal herb gardens.

(CHM) *T. chamaedrys*: A dwarf shrubby plant with glossy green foliage. Great for hedging. Rose-pink flowers. 12"H
1 gal.

(THA) *Thalictrum* (Meadow Rue) ●

Zones 4-7

Tall plant with blush-purple stems, delicate foliage and airy clusters of lavender flowers. Plant in moist, well-drained soil. Blooms July-Aug.

(ROC) *T. rochebrunianum*: Pale purple flowers on tall, sturdy branches. 60"H
1 gal.

(THY) *Thymus* (Creeping Thyme) *see Groundcovers on pages 86-88*

(TIA) *Tiarella* (Foamflower) ●●

Zones 4-8

(WHE) *T. wherryi*: A compact, clump-forming *Tiarella* with all-green, maple-like foliage that turn reddish in the winter and white flowers spikes. 6"H

(OOO) *T. cordifolia*: A compact plant with oval-heart shaped foliage and white airy flowers in May. A spreading habit. 10-12"H
1 gal.

(TRI) Tricyrtis (Toad Lily) ●●

Zones 4-8

Attractive upright arching stems with late-summer blooms. Likes moist soils.

(HRT) **T. hirta**: Star-like blossoms of white with rich purple spots. 18-24"H
1 gal.**(VBE) Verbena** ○ *Note: Treat as tender perennial or annual.* Zones 7-10(BBA) **V. bonariensis 'Buenos Aires'**: Long thin stems with dozens of small violet-purple blossoms. 3-4'H&W(HPL) **V. x 'Homestead Purple'**: Deep purple clusters from midsummer to frost on clean foliage with a trailing habit. 10-12"H x 18-24"W
1 gal.**(VEO) Veronica (Speedwell)** ○

Zones 4-8

Low maintenance & long bloom time, flowers on tall spikes, requires good drainage & deadheading increases blooms.

(SBI) **V. spicata 'Blue Indigo'**: Long spikes of purple-blue flowers on a bushy plant. 18-24"H x 3-4'W(RCA) **V. s. 'Royal Candles' ('Glory')**: Rigidly upright, compact form with sturdy spikes of violet-blue flowers. 15-18"H(RED) **V. s. 'Red Fox'**: Spikes of rose-red all summer. 12-15"H(ICI) **V. x 'Icicle'**: Pure white blooms. 18-24"H
1 gal.**(VER) Veronicastrum (Culver's Root)** ○●   Zones 3-8(VIR) **V. virginicum**: Tall upright plant with whorled, palmate leaves. Graceful, thin, feathery white spikes bloom late spring/early summer. Requires moist soil in full sun for best bloom. 4-7'H x 2-4'W
1 gal.**(VRN) Vernonia (Ironweed)** ○●   Zones 5-9(NVB) **V. noveboracensis** (New York Ironweed): ^{New} A tall, coarse plant usually found in moist sites and along streambanks. Deep purple blooms from late summer into fall. 4-6'H x 3-4'W
2 gal.

PLEASE NOTE:

Due to the volatile market prices of raw materials, our vendors are expecting prices to fluctuate throughout the year. Please call our offices and we will gladly provide you the current prices of metal edging, chemicals, fertilizers and burlap products.

ANIMAL REPELLANTS

- (BOBBEX) **Bobbex: Deer Repellant**
(48Z) 48oz. ready to use
(.50) 1/2 gal. concentrate
(2.5) 2.5 gal. concentrate
(5GA) 5 gal. concentrate
- (BOBBEX) **Bobbex-R: Small Animal Repellant**
(R48) 48oz. ready to use
(R.5) 1/2 gal. concentrate
- (THIRAM) **Spotrete (Thiram):** Control of select foliar diseases in turf and a deer / rabbit / squirrel repellant for woody plants.
(2.5) 2.5 gal.

LANDSCAPE PRODUCTS

- (CLROOO) **Surfix:** Spreader-sticker
(1GA) 1 gal.
- (CLROOO) **Clear Spray:** Latex spreader-sticker and anti-desiccant
(2.5) 2.5 gal.
- (DAMOIL) **Damoil:** Dormant and summer spray oil, insecticide / miticide
(2.5) 2.5 gal.
- (WILPRF) **Wilt-Pruf:** Anti-desiccant
(32Z) 32 oz. ready to use
(1GA) 1 gal. concentrate
(5GA) 5 gal. concentrate

Call for pricing on full pallets of mulch, lime, soil amendments and fertilizers.

EDGING

BORDER CONCEPTS

STEEL EDGING

16' lengths include 6 stakes per section & 10' lengths include 4 stakes per section

BORDER LINE

(BCOBLI1/8)	1/8" x 4" x 16'
(BCOBLI10')	1/8" x 4" x 10'
(BCOBLIEND)	1/8" x 4" x 14" end
(BCOBLICNR)	1/8" x 4" x 24" corner

BORDER GUARD

(BCOBGU316)	3/16" x 4" x 16'
(BCOBGU10')	3/16" x 4" x 10'
(BCOBGUEND)	3/16" x 4" x 14" end

BORDER KING (HEAVY DUTY)

(BCOBKI1/4)	1/4" x 5" x 16'
(BCOBGUSTK)	extra stakes (<i>fits all BC steel edging</i>)

PERMALOC

ALUMINUM EDGING

CLEANLINE *16' lengths with 5 stakes included per section*

(PMLALU1/8)	1/8" x 4" Mill Finish
(PMLBLK1/8)	1/8" x 4" Blk. Dura-Flex
(PMLALU316)	3/16" x 4" Mill Finish
(PMLBLK316)	3/16" x 4" Blk. Dura-Flex
(PMLSTK)	12" Mill Finish stakes
(PMLBSK)	12" Blk Dura-Flex stakes

STRUCTUREDGE (PAVER RESTRAINT) *1 connector included per section*

(PMLPVR1/8)	1/8" x 2.25" x 8' Mill Finish
(PMLSPK10")	10" x 3/8" Steel spiral spikes

ACE OF DIAMOND

PLASTIC EDGING

20' lengths with 4 stakes and a connector tube per section

(BDEOOO20')	20' Long
(BDEANG)	angle connectors
(BDEKITOOO)	extra stake kits

SOIL AMENDMENTS

- (ESPBLD) **Espoma 12-0-0 Dried Blood:** good source of nitrogen
- (ESPGRN) **Espoma Green Sand:** excellent soil conditioner
- (ESPSUL) **Espoma Sulfur:** acidifies soil, changes Hydrangea bloom color
- (GYPSUM) **Gypsum:** breaks up clay soils 50 lb. bag
- (LIMGRA) **Lime granular**
56 bags per pallet 50 lb. bag
- (LIMOOO) **Lime pelletized:** for lawns (covers 1,000-4,000 sq.ft.)
56 bags per pallet 50 lb. bag
- (PTMOOO) **Peat Moss**
3.8 cu. ft. bag
6 cu. ft. bag
- (PHCGEL) **PHC Terra-Sorb:** Potassium-based gel designed to increase water-holding capacity of soil. Will biodegrade naturally.
1 lb. jar
Bag of 30 3 oz. packets
- (TOPSOL) **Top Soil**
(40P) 60 bags per pallet
(BLK) Bulk (*approx. 1 cuyd per bucket*)
Picked-up @ Newtown only
- (COWCOM) **Cow Manure- Composted** (40 lb. bag)
60 bags per pallet

MULCH

- (CDMOOO) **Cedar Mulch** (3 cu. ft. bag)
50 bags per pallet
- (PBMOOO) **Pine Bark Mulch** (3 cu. ft. bag)
42 bags per pallet
- (PMNOOO) **Pine Bark Mini-Nuggets** (3 cu. ft. bag)
45 bags per pallet
- (PBNOOO) **Pine Bark Nuggets** (3 cu. ft. bag)
45 bags per pallet

SEED ESTABLISHMENT PRODUCTS

- (HAYNEW) **Shredded Hay** (covers 600 sq. ft.) *Prices Net plastic bale*
- (LEBPEN) **Penn Mulch ML** (covers 750 sq. ft.)
40 bags per pallet 50lb.

SPRAYERS (Taxable)

- (SPRACD400) **Jacto 4 gal. Commercial Backpack sprayer**
- (SPRAHD400) **Jacto 4 gal. Heavy Duty Backpack sprayer**
- (SPRHOD) **Jacto Sprayer Shield**

SPREADERS (Taxable)

- High quality commercial grade broadcast spreaders, can be used for fertilizer, sand, penn mulch and lime, rain cover included*
- (HHS) **Spyker Handheld spreader**
 - (P40) **Spyker 40 lb. Powder Coated Frame**
 - (P60) **Spyker 60 lb. Powder Coated Frame**
 - (S40) **Spyker 40 lb. Stainless Steel Frame**

Spreaders and ball carts are available for rental on a daily basis. A refundable deposit is required plus a rental fee of \$25 per day (taxable). Additional fees may apply if rental equipment is returned in poor condition. Spreaders must be cleaned prior to return and are subject to inspection prior to refund of deposit.

NURSERY BALL CARTS (Taxable)

- (NURSRY)
- (CRT) **Regular: Yellow** 1200 lb. cap.
- (HVY) **Heavy Duty: Orange** 1600 lb. cap.
- (PUR) **Narrow: Purple** 1200 lb. cap.
- (TRY) **Detachable Extension Tray** (Orange / Yellow)

TOOLS (Taxable)

*We strive to provide a variety of quality tools for all your landscaping needs.
Please call for availability and prices.*

WHEELBARROW (Taxable)

- (TWB100) **6 cu. ft. Poly Wheelbarrow**
- (TWB101) **10 cu. ft. Poly Wheelbarrow**
- (TWB250) **6 cu. ft. Steel Wheelbarrow**

FERTILIZERS

(ESPHOL)	Espoma Holly Tone (4-3-4): for acid loving plants	
(20P)	<i>105 bags per pallet</i>	20 lb. bag
(40P)	<i>60 bags per pallet</i>	40 lb. bag
(ESPPLA)	Espoma Plant Tone (5-3-3): all purpose plant fertilizer	
(20P)	<i>105 bags per pallet</i>	20 lb. bag
(40P)	<i>60 bags per pallet</i>	40 lb. bag
(180612)	Harrell's 18-6-12 Tree & Shrub Formula: slow release	
(50P)	<i>40 bags per pallet</i>	50 lb. bag
(MILORG)	Milorganite	
	<i>40 bags per pallet</i>	50 lb. bag
(PHC343)	PHC 3-4-3 Healthy Start: all purpose plant fertilizer	
(25P)	<i>40 bags per pallet</i>	25 lb. bag
(PHC344)	PHC 3-4-4 for Azaleas & Rhododendrons	
(25P)	<i>40 bags per pallet</i>	25 lb. bag
(PHCBIO)	PHC BioPack: dry, water soluble inoculant with beneficial bacteria designed to enrich the soil profile (<i>no fertilizer</i>).	
(01P)		1 lb. jar
(PHCBIO)	PHC BioPack Plus (3-0-20): dry, water soluble micronurient treatment with beneficial bacteria and fertilizer.	
(+1P)		1 lb. bag
(+5P)	<i>5x 1 lb. packets per bag</i>	5 lb. bag
(PHCFSP)	PHC Flower Saver Plus (3-4-3): fertilizer, beneficial bacteria and mycorrhizal fungi spores formulated for flowering plants	
(10P)		10 lb. bag
(PHCPLS)	PHC Plant Saver (4-7-4): fertilizer, beneficial bacteria and mycorrhizal fungi spores for landscape plants	
(10P)		10 lb. bag
(PHCTRS)	PHC Tree Saver: Single use packet containing water-holding gel, mycorrhizal fungi and bacteria. <i>1 packet per inch caliper</i>	
(BAG)		bag of 30x 3oz. packets
(ROOREG)	Roots (dry): planting fertilizer	
(25P)	<i>80 bags per pallet</i>	25 lb. bag
(ROOMYC)	Roots w/ mycorrhizae (dry): promotes root establishment	
(25P)	<i>80 bags per pallet</i>	25 lb. bag

FERTILIZERS (Continued)

- (ROOTRN) **Roots Transplant 1-Step:** Single use packet containing water-holding gel, mycorrhiza and fertilizer. *1 packet per inch caliper*
 (PKT) 4 oz. packet
 (TUB) 60 packet Bucket
- (550ORG50P) **Lebanon 5-5-0 100% Organic Biosolid:** All-purpose organic fertilizer (cover 2,500 sq. ft.)
45 bags per pallet 50 lb. bag
- (05105050P) **Lebanon 5-10-5:** All-purpose fertilizer
45 bags per pallet 50 lb. bag
- (925MES48P) **Lebanon ProScape 9-2-5 w/ 6% Iron (w/ Mesa):** Organic biosolid and iron for turf (covers 5,000 sq. ft.)
48 bags per pallet 50 lb. bag
- (1004FE50P) **Lebanon 10-0-4 w/ 1% Iron:** All purpose fertilizer for use on lawns and gardens
45 bags per pallet 50 lb. bag
- (10201540P) **Lebanon 10-20-15:** Lawn starter and fall & winter fertilizer with 1% Iron (covers 8-10,000 sq. ft.)
60 bags per pallet 40 lb. bag
- (12251240P) **Lebanon 12-25-12:** Lawn starter and fall & winter fertilizer (covers 10,000 sq. ft.)
60 bags per pallet 40 lb. bag
- (16251250P) **Lebanon 16-25-12:** Lawn starter and fall & winter fertilizer with slow release nitrogen (covers 12,500 sq. ft.)
45 bags per pallet 50 lb. bag
- (20000550P) **Lebanon 20-0-05:** (30% Mesa and 1 % Iron) Lawn fertilizer (covers 10,000 sq. ft.)
45 bags per pallet 50 lb. bag

FUNGICIDES

- (LEBEAG) **Lebanon Eagle .62G:** Broad spectrum, multi-use fungicide
42 bags per pallet 25 lb. bag
- (LEBBAY) **Lebanon Bayleton 1G:** Systemic control of turf diseases
60 bags per pallet 15 lb. bag

FERTILIZERS WITH WEED CONTROL

- (1805WD50P) **Lebanon 18-0-5 w/ Dimension:** Pre-emergent and early post-emergent control of crab-grass, contains 25% slow release nitrogen (covers 10,000 sq. ft.)
45 bags per pallet 50 lb. bag
- (007LKU40P) **Lebanon ProScape 0-0-7 w/ Lockup:** Post-emergent control of broadleaf weeds in established turfgrass (covers 10,000 sq. ft.)
60 bags per pallet 40 lb. bag
- (1608BA50P) **Lebanon 16-0-8 Barricade:** Longest lasting pre-emergent herbicide for crab grass and annual broadleaf control (covers 12,500 sq. ft.)
45 bags per pallet 50 lb. bag
- (2206TE50P) **Lebanon 22-0-6 w/ Team:** Fertilizer with pre-emergent crab-grass control (covers 12,500 sq. ft.)
45 bags per pallet 50 lb. bag
- (122411TUP) **Lebanon 12-24-11 w/ Tupersan:** Fertilizer with crab-grass control for newly seeded lawns (covers 7,000 sq. ft.)
40 bags per pallet 25 lb. bag
- (1906CD40P) **Lebanon 19-0-6 33% mesa w/ Confront & Dimension:** Pre & post emergent control of crab grass and broadleaf weeds. Apply on wet or dry surfaces. (covers 12,500 sq. ft.)
45 bags per pallet 40 lb. bag
- (1906LK40P) **Lebanon 19-0-6 33% mesa w/ Lockup:** Post emergent broadleaf weed control. (covers 12,500 sq. ft.)
60 bags per pallet 40 lb. bag
- (2007TM40P) **Lebanon ProScape 20-0-7 w/ Trimec:** Post emergent broadleaf weed control (covers 12,500 sq. ft.)
60 bags per pallet 40 lb. bag

FERTILIZERS WITH INSECT CONTROL

- (007MER50P) **Lebanon 0-0-7 Merit 2%:** Grub control, when a curative application is needed (covers 10,000-12,500 sq. ft.)
45 bags per pallet 50 lb. bags
- (1004MR23P) **Lebanon 10-0-4 – w/Merit:** Fertilizer with grub preventative, apply April – July (covers 10,000 sq. ft.)
32 bags per pallet 23 lb. bags

FERTILIZERS WITH INSECT CONTROL (Continued)

- (1705BI50P) **Lebanon Pro 17-0-5 – w/ .069 Bifenthrin:** Fertilizer with insect control (covers 7,500-15,000 sq. ft.)
45 bags per pallet 50 lb. bags
- (2005ME50P) **Lebanon ProScape 20-0-5 (30% Mesa and 0.2% Merit):**
 Fertilizer with insect control (covers 14,000 sq. ft.)
45 bags per pallet 50 lb. bags

WEED CONTROL

- (LEBPRN20P) **Lebanon Preen:** Pre-emergent weed control in ornamental plantings (covers 3,200-6,600 sq. ft.)
30 bags per pallet 20 lb. bag
- (LEBTEA40P) **Lebanon Team 2G:** Granular, pre-emergent crab-grass control in established turf (covers 22,800 sq. ft.)
40 bags per pallet 40 lb. bag
- (LEBTRE40P) **Lebanon Treflan 5G:** Pre-emergent weed control in ornamental plantings (covers 21,700 sq. ft.)
56 bags per pallet 40 lb. bag
- (LEBTRI20P) **Lebanon Trimec:** Post-emergent broadleaf weed control (covers 10,000 sq. ft.)
60 bags per pallet 20 lb. bag
- (ROUNDU) **Roundup Pro Concentrate:** Post-emergent non-selective vegetation eradicator
 gal.
- (ROUNDU) **Roundup Quick-PRO:** Dissolvable powder, one pack makes 1 gallon
5 1.5 oz. packets Box
6 boxes (30 packets) Case

INSECT CONTROL

- (LEBBIF30P) **Lebanon Bifenthrin .1G:** (covers up to 25,000 sq. ft.)
60 bags per pallet 30 lb. bags
- (LEBDYL30P) **Lebanon Dylox 6.2G:** (covers 10,000 sq. ft. for grub control)
60 bags per pallet 30 lb. bags

GRASS SEED

(GSD) Planters' Choice own special blends of grass seed

Cultivars listed are subject to change due to crop availability.

Contractors #10

(70% Annual Rye, 20% Perennial Rye, 10% Kentucky Blue)

(#1025P) 25 lb. bag (3,750 sq. ft.)

(#1050P) 50 lb. bag (7,500 sq. ft.)

Landscapers #18

(25% Wind Star Perennial Rye, 20% Integra Perennial Rye, 20% Annual Rye, 20% Boreal Creeping Red Fescue, 15% Kentucky Blue)

(#1825P) 25 lb. bag (6,250 sq. ft.)

(#1850P) 50 lb. bag (12,500 sq. ft.)

Supreme #14: Best for sun and shade

(30% Boreal Creeping Red Fescue, 20% Wind Star Perennial Rye, 15% Integra Perennial Rye, 15% Jet Perennial Rye, 10% Kentucky Blue, 10% Seven Seas Chewigs Fescue)

(#1425P) 25 lb. bag (6,250 sq. ft.)

(#1450P) 50 lb. bag (12,500 sq. ft.)

Fast Establishment: Triple Rye Mixture

(34% Wind Star Perennial Rye, 33% Jet Perennial Rye, 33% Integra Perennial Rye)

(FAE25P) 25 lb. bag

(FAE50P) 50 lb. bag

Dense Shade Mixture: Great for shady, low maintenance areas (45%

Seven Seas Chewigs Fescue, 20% Wind Star Perennial Rye, 20% Predator Hard Fescue, 15% Integra Perennial Rye)

(SHD25P) 25 lb. bag

(SHD50P) 50 lb. bag

Water Star Ultra Mixture: A seed mixture comparable to our Supreme

mixture but requires 30% less moisture once established (30% Razor Red Fescue, 20% Applaud II Perennial Rye, 15% Shining Star Perennial Rye, 15% Integra II Perennial Rye, 10% Brooklawn Kentucky Blue, 10% 7 Seas Chewings Fescue)

(WSU50P) 50 lb. bag

70% Bluegrass / 30% Ryegrass Mixture: (25% Brooklawn Kentucky

Blue, 25% Blue Bonnet Kentucky Blue, 20% Full Moon Kentucky Blue, 15% Applaud II Perennial Rye, 15% Integra II Perennial Rye)

(SHD50P) 25 lb. bag

SOD

(SOD) Each strip = 10 sq. ft. Pallet = 500 sq. ft. (*Prices NET*)
 Less than 500sq. ft =
 More than 500sq. ft =

Pallet charge (return for credit)
Please call for full pallet & direct ship pricing

WILDFLOWER SEED MIXES

- (WLDBUT) **Butterfly Wildflower Seed Mix** (100% flower seed)
.5 lb. bag
- (WLDENV) **Environmental Wildflower Seed Mix** (100% flower seed)
.5 lb. bag
- (WLDSHD) **Shady Wildflower Seed Mix** (100% flower seed)
.5 lb. bag
1 lb. bag
- (WLDMIX) **Wildflower Seed Mix** (100% flower seed)
.5 lb. bag
1 lb. bag
4 lb. bag

UTILITY SEED MIXES

- (USMCON) **Conservation Seed Mix:** contains a selection of native seeds which should provide a minimal maintenance permanent cover for disturbed sites, wildlife habitats and detention basin slopes.
1 lb. bag
- (USMERO) **Erosion Control Seed Mix:** contains native grass and wildflower seeds selected to rapidly stabilize slopes. Good for retention basins without standing water.
1 lb. bag
- (USMSLT) **Salt Tolerant Seed Mix:** contains a selection of native grasses which will tolerate dry sites with salty conditions (spray/mist).
1 lb. bag
- (USMWET) **Wetland Seed Mix:** contains a wide selection of native seeds which are suitable for typical wetland restoration projects.
1 lb. bag

TREE STAKING

- (OAKOOO) **Oak Stakes:** 2" x 2"
6 ft.
8 ft.
- (GWHOOO) **Steel Guying Wire:** Approx. 150'
5 lb.
- (ARBTIE) **Guying Webbing:** ¾" wide, strong, woven nylon tie
250' spool
- (DUCKBI) **Duckbill Tree Support Kit:** Pre-assembled tree support kits.
Includes 3 anchors, 12' of wire and 3 collars
(L40) up to 3" cal.
(L68) up to 6" cal
(L88) up to 11" cal
- (DUCKRO) **Duckbill Drive Rod:** For proper installion of anchors (reusable)
(D40)
(D68)
(D88)

IRRIGATION BAGS

- (TREGAT) **Irrigation bags:** For trees and shrubs. Available in 15 and 20 gallon sizes. *Please call for prices*

TARPS & TRUCK COVERS (Taxable)

- (TRCBEM) **Bempro:** light use tarp
 - (810) 8' x 10'
 - (10T) 10' x 12'
 - (10F) 10' x 14'
 - (10E) 10' x 18'
- (TRCBUL) **Bulldog:** heavy-duty tarp
 - (810) 8' x 10'
 - (10T) 10' x 12'
 - (10S) 10' x 16'

DEER FENCING

(DBS) **DEER BUSTERS**
FENCING

(HDF90") **Deer Fence:** Heavy duty black poly fencing
7.5'x 330' Roll

(HEX90") **Hex Fence:** Black poly coated steel fencing
7.5'x 100' Roll

POSTS

(ANG10') **Angle Steel:** Angle steel fence post
10' post

(PIPE10) **10' Pipe:** 1 5/8" vinyl coated pipe with cap

(PIPE85) **8.5' Pipe & Sleeve:** 1 5/8" vinyl coated pipe with cap and
ground sleeve (drive cap sold separately).

ACCESSORIES

(DRVCAP) **Drive Cap:** For setting ground sleeve for 1 5/8" pipes (reusable)

(SLEEVE) **Ground Sleeve:** Drive into the ground to insert 1 5/8" fence
pipe.

(MOB8GU) **Monofilament:** 8 guage, black monofilament
333' Spool

(MOCLIP) **Monofilament Clips:** used to splice monofilament together
10 pack

(TIE08") **8" Lock Ties:** Heavy duty, UV resistant, black
100 pack

(TIE14") **14" Lock Ties:** Heavy duty, UV resistant, black
100 pack

(STK12") **12" Kinked Stakes:** used to secure bottom of the fence
30 pack

WEED MAT AND EROSION CONTROL PRODUCTS

- (BURLAP) **Burlap:**
Squares are available in 36", 48", 60" and 72" sizes
Untreated Rolls (300') are available in 48", 60" and 72" sizes
Treated Rolls (300') are available in 48" and 60" sizes
Green Rolls (100') are available in 48" only
- (JUTMAT) **Jute Erosion Control**
4' x 225' roll
- (WCM) **Staples for weed barrier and/or sod**
12 pack
1000/box
- (WCMOOO) **Weed Control Mat**
3' x 300'
4' x 200' (Pallet-pack)
4' x 300'
6' x 300'
8' x 300' (3.5 oz)
12' x 300' (3.5 oz)

WORK GLOVES (Taxable)

- (WONDER) **Wonder Glove:** latex palm (SM, M, L, XL)
Each pair
Package of 12 pairs
- (GLVJSY) **Jersey Gloves:** one size fits all
Each pair
Package of 12 pairs
- (GLVLTR) **Leather Gloves:**
Each pair
Package of 3 pairs

Plants for Various Purposes

Seashore Sites

TREES

Acer campestre (Hedge Maple)
Acer ginnala (Amur Maple)
Acer platanoides (Norway Maple)
Amelanchier (Shadblow)
Crataegus spp. (Hawthorn)
Gleditsia tri. (Honey Locust)
Heptacodium m. (Seven-son Flower)
Magnolia virginiana (Sweet Bay)
Picea pungens (Colorado Spruce)
Pinus nigra (Austrian Pine)
Pinus thunbergii (Jap. Black Pine)
Platanus acerifolia (London Plane)
Quercus alba (White Oak)
Tilia cordata (Linden)

SHRUBS

Arctostaphylos (Bearberry)
Aronia arbutifolia (Chokeberry)
Berberis thunbergii (Jap. Barberry)
Buddleia (Butterfly Bush)
Chaenomeles (Flowering Quince)
Chamaecyparis p. (False Cypress)
Clethra (Summersweet)
Cytisus (Broom)
Euonymus comp. (Burning Bush)
Hibiscus syriacus (Rose of Sharon)
Hydrangea pet. (Climbing Hyd.)
Ilex glabra (Inkberry)
I. opaca (American Holly)
Juniperus (Juniper)
Ligustrum (Privet)
Lonicera (Honeysuckle)
Myrica (Bayberry)
Pinus mugo (Mugo Pine)
Potentilla (Bush Cinquefoil)
Prunus maritima (Beach Plum)
Rosa rugosa, virginiana
Spiraea (Spirea)
Syringa (Lilac)
Vaccinium (Blueberry)

Viburnum dent. (Arrowwood Vib.)
Wisteria
Yucca

PERENNIALS

Achillea (Yarrow)
Aquilegia (Columbine)
Armeria (Sea Thrift)
Asclepias tub. (Butterfly Weed)
Baptisia (False Indigo)
Campanula (Bell Flower)
Centaurea (Corn Flower)
Coreopsis (Tickseed)
Delphinium (Larkspur)
Dianthus (Hardy Carnations)
Digitalis (Foxglove)
Echinacea (Purple Coneflower)
Gaura (Wand Flower)
Helleborus (Lenten Rose)
Hemerocallis (Daylily)
Heuchera (Coral Bells)
Iberis (Candytuft)
Kniphofia (Red Hot Poker)
Monarda (Bee Balm)
Paeonia (Peony)
Perovskia (Russian Sage)
Pulmonaria (Lungwort)
Phlox (Garden, Creeping)
Rudbeckia (Black-eyed Susan)
Salvia (Sage)
Sedum (Stonecrop)
Sempervivum (Hens and Chicks)
Stachys (Lamb's Ear)
Stokesia (Stoke's Aster)
Verbena

FERNS

Dryopteris (Wood Fern)

GROUNDCOVERS

Ajuga (Bugleweed)
Liriope (Lily Turf)

Plants for Various Purposes

Deer Resistant Plants

Listed are some of the plants found to be deer resistant in our area. While no plant is completely deer-proof, these are plants that deer don't usually eat. Some may have minor browsing.

TREES

Acer (Maples)
Amelanchier (Serviceberry)
Betula (Birch)
Chionanthus (Fringe Tree)
Crataegus (Hawthorne)
Cryptomeria (Japanese Cedar)
Cupressocyparis (Leyland Cypress)
Fagus (Beech)
Ginkgo
Ilex opaca (American Holly)
Liquidambar (Sweetgum)
Magnolia
Nyssa (Black Gum)
Picea (Spruce)
Pinus (Pine)
Quercus (Oak)
Salix (Willow)
Thuja plicata (Western Arborvitae)

GROUND COVERS

Liriope (Lily Turf)
Pachysandra (Spurge)
Vinca minor (Myrtle)
Ajuga (Bugleweed)

ALL OF THE FOLLOWING:

FERNS

GRASSES

BAMBOO

SHRUBS

Berberis (Barberry)
Buddleia (Butterfly Bush)
Buxus (Boxwood)
Callicarpa (Beautyberry)
Caryopteris (Blue Mist)
Cephalanthus (Button Bush)
Cephalotaxus (Jap. Plum Yew)
Chamaecyparis pisifera
Clethra (Summersweet)
Cotinus (Smoke Bush)
Cotoneaster
Cytisus (Broom)
Daphne
Deutzia
Euonymus a. 'Compacta'
Forsythia
Hibiscus (Rose-of-Sharon)
Hypericum (St. John's Wort)
Itea (Virginia Sweetspire)
Juniperus chin., squamata
Kalmia (Mt. Laurel)
Leucothoe
Myrica (Bayberry)
Philadelphus (Mock Orange)
Pieris (Andromeda)
Potentilla (Bush Cinquefoil)
Prunus laur. (Cherry Laurel)
Pyracantha (Firethorn)
Rhododendron x 'PJM'
Sarcococca (Sweetbox)
Spiraea
Syringa (Lilac)
Weigela
Yucca

Plants for Various Purposes

Deer Resistant Plants

PERENNIALS

Achillea (Yarrow)	Helleborus (Lenten Rose)
Aconitum (Monkshood)	Iberis (Candy Tuft)
Agastache (Hyssop)	Iris
Alchemilla (Lady's Mantle)	Kniphofia (Red Hot Poker)
Aquilegia (Columbine)	Lamium (Dead Nettle)
Armeria (Sea Thrift)	Lavandula (Lavender)
Artemisia (Wormwood)	Leucanthemum (Shasta Daisy)
Aruncus (Goatsbeard)	Liatris (Dead Nettle)
Asarum (Ginger)	Ligularia (Golden Ray)
Asclepias (Butterfly Weed)	Lobelia (Cardinal Flower)
Astilbe (False Spirea)	Lupinus (Lupine)
Baptisia (False Indigo)	Monarda (Bee Balm)
Bergenia (Heartleaf Bergenia)	Nepeta (Catmint)
Brunnera (Siberian Bugloss)	Oenothera (Evening Primrose)
Centaurea (Cornflower)	Paeonia (Peony)
Centranthus (Red Valerian)	Papaver (Poppy)
Cerastium (Snow in Summer)	Perovskia (Russian Sage)
Ceratostigma (Plumbago)	Penstemon (Beard Tongue)
Chelone (Turtlehead)	Phlox subulata (Creeping Phlox)
Cimicifuga (Bugbane)	Polemonium (Jacob's Ladder)
Convallaria (Lily of the Valley)	Primula (Primrose)
Coreopsis (Tickseed)	Pulmonaria (Lungwort)
Delosperma (Ice Plant)	Rodgersia (Rodger's Flower)
Delphinium (Larkspur)	Salvia (Sage)
Dianthus (Hardy Carnations)	Scabiosa (Pincushion Flower)
Dicentra (Bleeding Heart)	Sedum kamtsch. (Stonecrop)
Digitalis (Foxglove)	Sedum 'Dragon's Blood'
Epimedium (Barrenwort)	Solidago (Goldenrod)
Echinops (Globe Thistle)	Stachys (Lamb's Ear)
Euphorbia (Spurge)	Tanacetum (Tanacetum)
Filipendula (Meadowsweet)	Teucrium (Germander)
Gaillardia (Blanket Flower)	Thalictrum (Meadow Rue)
Gallium (Sweet Woodruff)	Thymus (Thyme)
Gaura (Wand Flower)	Tiarella (Foamflower)
Gypsophila (Baby's Breath)	Veronica (Speedwell)

Plants for Various Purposes

Dry Sites

*Although these plants can tolerate dry situations,
they must be watered until they have become established.*

TREES

A. ginnala (Amur Maple)
A. platanoides (Norway Maple)
Acer campestre (Hedge Maple)
Crataegus spp. & cvs. (Hawthorne)
Cupressocyparis (Leyland Cypress)
Fraxinus (Ash)
Gleditsia (Locust)
Heptacodium m. (Seven-son-flower)
P. strobus (White Pine)
P. thunbergii (Japanese Black Pine)
Parrotia (Persian Ironwood)
Picea pungens (Colorado Spruce)
Pinus nigra (Austrian Pine)
Zelkova

SHRUBS

Arctostaphylos (Bearberry)
Berberis thunbergii (Jap. Barberry)
Buddleia (Butterfly Bush)
Caragana a. pendula (Pea Shrub)
Caryopteris (Blue Mist)
Comptonia (Sweet Fern)
Cornus racemosa (Gray Dogwood)
Cotinus coggygria (Smoke Bush)
Cotoneaster hor. (Rockspray)
Cytisus (Broom)
Deutzia
Diervilla s. (Bush Honeysuckle)
Euonymus comp. (Burning Bush)
Hypericum (St. Johnswort)
Juniperus (Juniper)
Ligustrum (Privet)
Myrica (Bayberry)
Physocarpus opulifolius (Ninebark)
Potentilla (Bush Cinquefoil)
Rhamnus (Tall Hedge)
Rhod. maximum (Rosebay Rhod.)
Rosa rugosa (Red Rugosa Rose)
Spiraea
Stephanandra
Taxus (Yew)
Yucca

Plants for Various Purposes

Dry Sites

-DRY SUN (DROUGHT TOLERANT)-

GRASSES

Festuca (Fescue Grass)
Helictotrichon (Oat Grass)
Pennisetum (Fountain Grass)
Schizachyrium (Little Bluestem)

PERENNIALS

Achillea (Yarrow)
Agastache (Hyssop)
Armeria (Sea Thrift)
Artemisia (Wormwood)
Asclepias (Butterfly Weed)
Baptisia (False Indigo)
Centaurea (Corn Flower)
Cerastium (Snow in Summer)
Ceratostigma (Plumbago)
Coreopsis (Tickseed)
Delosperma (Hardy Ice Plant)
Echinacea (Cone Flower)
Echinops (Globe Thistle)
Euphorbia (Spurge)
Gaillardia (Blanket Flower)
Gaura (Wand Flower)
Gypsophila (Baby's Breath)
Helianthus (Sunflower)

Heliopsis (False Sunflower)
Iberis (Candytuft)
Kniphofia (Red Hot Poker)
Knautia
Lavandula (Lavender)
Leucanthemum (Shasta Daisy)
Liatris (Gayfeather)
Malva (Hollyhocks)
Nepeta (Catmint)
Oenothera (Evening Primrose)
Papaver (Poppy)
Penstemon (Beard Tongue)
Perovskia (Russian Sage)
Rudbeckia (Black-eyed Susan)
Salvia (Sage)
Saponaria (Soapwort)
Scabiosa (Pincushion Flower)
Sedum (Stonecrop)
Sempervivum (Hens & Chicks)
Stachys (Lamb's Ear)
Stokesia (Stoke's Aster)
Thymus (Thyme)
Veronica spicata (Speedwell)
Yucca

-DRY SHADE-

GRASSES

Carex (Sedge)
Chasmanthium (North. Sea Oats)

PERENNIALS

Bergenia (Heartleaf Bergenia)
Convallaria (Lily of the Valley)
Epimedium (Barrenwort)

Galium (Sweet Woodruff)
Heuchera (Coral Bells)
Heucherella (Foamy Bells)
Hosta (Plantain Lilies)
Phlox divaricata (Woodland Phlox)
Pulmonaria (Lungwort)
Tiarella (Foamflower)

Plants for Various Purposes

Moist to Wet Sites

TREES

Abies b. phan. (Canaan Fir)
Acer rubrum (Red Maple)
Amelanchier (shadblow)
Betula nigra (River Birch)
Cercidiphyllum jap. (Katsura)
Chionanthus virg. (Fringe Tree)
Cryptomeria j. (Jap. Cedar)
Hamamelis vir. (Witchhazel)
Liquidambar s. (Sweetgum)
Magnolia virg. (Sweetbay Mag.)
Metasequoia (Dawn Redwood)
Nyssa syl. (Black Gum)
Quercus palustris (Pin Oak)
Salix (Willow)
Taxodium (Bald Cypress)
Thuja o. (American Arborvitae)
Thuja p. (Western Arborvitae)

SHRUBS

Aronia arbut. (Chokeberry)
Azalea vis. (Swamp Azalea)
Calycanthus f. (Sweet Shrub)
Clethra alnifolia (Summersweet)
Cornus ser. (Red Twig Dogwood)
Cornus amom. (Silky Dogwood)
Ilex glabra (Inkberry)
I. verticillata (Winterberry)
Itea virg. (Virginia Sweetspire)
Lindera benzoin (Spicebush)
Myrica pensylvanica (Bayberry)
Salix (Willow)
Sambucus can. (Elderberry)
Vaccinium c. (Highbush Blueb.)
Viburnum den. (Arrowwood Vib.)
V. lentago (Nannyberry)
V. trilobum (Am. Cranberry Bush)
V. opulus (Euro. Cranberry Bush)

FERNS

Most varieties of ferns

PERENNIALS

Alchemilla (Lady's Mantle)
Anemone (Wind Flower)
Aruncus (Goatsbeard)
Asarum (Ginger)
Asclepias inc. (Swamp Milk Weed)
Astilbe (False Spirea)
Brunnera (Siberian Bugloss)
Chelone (Turtlehead)
Cimicifuga/Actea (Bugbane)
Dicentra (Bleeding Heart)
Digitalis (Foxglove)
Eupatorium (Joe Pye Weed)
Filipendula (Meadowsweet)
Geranium (Cranesbill)
Helleborus (Lenten Rose)
Hosta (Plantain Lily)
Iris ensata (Jap. Iris)
Iris siberica (Siberian Iris)
Iris versicolor (Blueflag)
Ligularia (Golden Ray)
Lobelia (Cardinal Flower)
Monarda (Bee Balm)
Polemonium (Jacob's Ladder)
Polygonatum (Solomon's Seal)
Primula (Primrose)
Pulmonaria (Lungwort)
Rodgersia (Rodger's Flower)
Thalictrum (Meadow Rue)
Tradescantia (Spiderwort)
Tricyrtis (Toad Lily)
Tollius (Globe Flower)

GRASSES

Acorus (Sweet Flag)
Carex (Sedge)
Chasmanthium (Northern Sea Oats)
Juncus (Rush)
Miscanthus (Maiden Grass)
Panicum (Switchgrass)

Plants for Various Purposes

Shade Sites

TREES

Abies b. phanerolepis (Canaan Fir)
Acer palmatum & cvs. (Jap. Maple)
Amelanchier (Shadblow)
Cercis canadensis (Redbud)
Chionanthus (Fringe Tree)
Cornus florida (Flowering Dogwood)
Cryptomeria j. (Japanese Cedar)
Heptacodium (Seven-sons Flower)
Ilex opaca (American Holly)
Oxydendrum (Sourwood)
Picea abies (Norway Spruce)
Thuja (Arborvitae)
Tsuga canadensis (Hemlock)

SHRUBS

Abelia x grandiflora (Glossy Abelia)
Aronia (Chokeberry)
Berberis (Barberry)
Calycanthus (Sweet Shrub)
Cephalotaxus (Jap. Plum Yew)
Clethra (Summersweet)
Cornus species (Dogwood)
Enkianthus (Red-veined Enkianthus)
Fothergilla
Hamamelis (Witch Hazel)
Hydrangea arborescens, quercifolia
Ilex glabra (Inkberry)
Itea vir. (Virginia Sweetspire)
Kalmia (Mountain Laurel)
Kerria japonica (Japanese Kerria)
Leucothoe
Lindera benzoin (Spice Bush)
Microbiota (Siberian Carpet)
Physocarpus (Ninebark)
Pieris japonica (Andromeda)
Prunus laurocerasus (Cherry Laurel)
Pyracantha (Firethorn)

Rhamnus (Tall Hedge)
Rhod. maximum (Rosebay Rhody)
Sambucus (Elderberry)
Taxus (Yew)
Tsuga (Hemlock)
Vaccinium (Blueberry)
Viburnum prunifolium (Blackhaw
Vib)
V. rhytidophyllum (Leatherleaf)

GROUND COVERS

Cornus canadensis (Bunchberry)
Gaultheria (Wintergreen)
Hedera helix (Ivy)
Liriope (Lily Turf)
Pachysandra
Vinca minor (Myrtle)

PERENNIALS

There are too many to mention!
Please see the *Perennial Chart* in the
center of this catalog for their
sun/shade requirements.

Helpful Organizations

Call Before You Dig 800-922-4455	www.cbyd.com
CT Co-op. Extension System 203-207-8440 - Fairfield County 203-407-3161 - New Haven County 860-626-6240 - Litchfield County 860-570-9010 - Hartford County	www.extension.uconn.edu/index
NY Co-op. Extension System 845-677-8223 - Dutchess County 845-278-6738 - Putnam County 914-285-4620 - Westchester County	cce.cornell.edu
CNLA - CT Nursery and Landscape Assoc. CT Assoc. of Professional Landscape Designers CT Groundskeepers Assoc. CT Landscape Architects Chapter of ASLA CT Farm Bureau CT Forest & Park Association CT Hort. Society CT Irrigation Contractors Assoc. CT Tree Protective Assoc. (arborists) Invasive Plant Council - Uconn Massachusetts Nursery & Landscape Assoc. New England Greenhouse Conf. New England Nursery Assoc. New York State Nursery & Landscape Assoc. Northeast Organic Farming Association of CT Perennial Plant Association Professional Landcare Network (PLANET) Rhode Island Nursery & Landscape Assoc. U.S. Department of Agriculture UConn Plant Information Database UConn Plant Science Department	www.flowersplantsinct.com/cnla www.apldct.org www.cgka.org www.ctasla.org www.cfba.org www.ctwoodlands.org www.cthort.org www.cicaweb.org www.ctpa.org www.hort.uconn.edu/cipwg www.mnla.com www.negreenhouse.org www.nensyassn.org www.nysnla.com www.ctnofa.org www.perennialplant.org www.landcarenetwork.org/cms/home www.rinla.org www.usda.gov/wps/portal/usdahome www.hort.uconn.edu/Plants www.canr.uconn.edu/plsci/index

INDEX OF LATIN NAMES

Latin Name	Plant	Page
Abelia.....	Glossy Abelia.....	1
Abies.....	Fir.....	1
Acer.....	Maple.....	2-5
Achillea.....	Yarrow.....	87
Aconitum.....	Monkshood.....	87
Acorus.....	Sweet Flag.....	79
Adiantum.....	Maidenhair Fern.....	77
Aesculus.....	Horsechestnut, Buckeye.....	5-6
Agastache.....	Hyssop.....	87
Ajuga.....	Bugleweed.....	84
Alchemilla.....	Lady's Mantle.....	87
Alnus.....	Alder.....	6
Amelanchier.....	Shadblow, Serviceberry.....	6
Amsonia.....	Blue Star.....	88
Andropogon.....	Big Bluestem.....	79
Anemone.....	Windflower.....	88
Aquilegia.....	Columbine.....	88
Arcostaphylos uva-ursi.....	Bearberry.....	84
Aronia.....	Chokeberry.....	7
Artemisia.....	Wormwood.....	89
Aruncus.....	Goatsbeard.....	89
Asclepias.....	Butterfly Weed.....	89
Aster.....	Aster.....	89
Astilbe.....	False Spiraea.....	90
Athyrium.....	Crested Lady Fern.....	77
Azalea.....	Azalea.....	7-8
Baptisia.....	False Indigo.....	90
Berberis.....	Barberry.....	9
Bergenia.....	Heartleaf Bergenia.....	90
Betula.....	Birch.....	9-10
Boltonia.....	False Aster.....	91
Brunnera.....	Blue Forget-Me-Not.....	91
Buddleia.....	Butterfly Bush.....	10-11
Buxus.....	Boxwood.....	11-13
Calamagrostis.....	Feather Reed Grass.....	79
Callicarpa dichotoma.....	Beautyberry.....	13
Calycanthus floridus.....	Sweetshrub.....	13
Campanula.....	Bell Flower.....	91
Campsis.....	Trumpet Vine.....	13
Caragana arborescens pendula.....	Weeping Pea.....	14
Carex.....	Sedge Grass.....	80
Carpinus.....	Hornbeam.....	14
Caryopteris.....	Blue Mist.....	14
Cedrus.....	Cedar.....	15

INDEX OF LATIN NAMES

Latin Name	Plant	Page
Centaurea.....	Cornflower.....	91
Cephalanthus occidentalis	Button Bush.....	15
Cephalotaxus	Japanese Plum Yew.....	15
Cerastium	Snow in Summer.....	92
Ceratostigma.....	Plumbago (Leadwort).....	92
Cercidiphyllum japonicum	Katsura	15
Cercis canadensis.....	Redbud	16
Chaenomeles.....	Flowering Quince.....	16
Chamaecyparis.....	Falsecypress.....	16-18
Chasmanthium.....	Northern Sea Oats Grass.....	80
Chelone	Turtlehead.....	92
Chionanthus.....	Fringe Tree	18
Cimicifuga.....	Bugbane.....	92-93
Clematis	Clematis.....	19
Clethra.....	Summersweet.....	18
Comptonia peregrina.....	Sweet Fern.....	19
Convallaria.....	Lily of the Valley	84
Coreopsis.....	Tickseed.....	93
Cornus	Dogwood	20-22, 84
Corylopsis	Winterhazel.....	22
Corylus avellana	Harry Lauder's Walking Stick	22
Cotinus coggygria.....	Purple Smoke Bush	22
Cotoneaster.....	Cotoneaster	23
Crataegus.....	Hawthorne	23
Cryptomeria japonica.....	Japanese Cedar.....	23
Delosperma.....	Hardy Ice Plant	94
Delphinium.....	Larkspur.....	94
Dendranthemum	Hardy Chrysanthemum.....	94
Dennstaedtia	Hay-scented Fern	77
Deschampsia.....	Hair Grass.....	80
Deutzia	Deutzia	24
Dianthus	Hardy Carnations	94-95
Dicentra.....	Bleeding Heart	95
Diervilla	Bush Honeysuckle.....	24
Digitalis.....	Foxglove	95
Disanthus cercidifolius.....	Red Bud Hazel	24
Dryopteris.....	Woods Fern.....	77
Echinacea	Cone Flower.....	96
Enkianthus.....	Redvein Enkianthus.....	24
Epimedium	Barrenwort.....	96
Eragrostis.....	Love Grass.....	80
Euonymus.....	Euonymous	25, 84
Eupatorium.....	Joe Pye Weed.....	97
Euphorbia	Cushion Spurge.....	97

INDEX OF LATIN NAMES

Latin Name	Plant	Page
Fagus.....	Beech.....	26
Fargesia.....	Clumping Bamboo.....	78
Festuca.....	Fescue Grass.....	80
Filipendula.....	Meadowsweet.....	97
Forsythia.....	Forsythia.....	26
Fothergilla.....	Fothergilla.....	26
Gaillardia.....	Blanket Flower.....	98
Galium.....	Sweet Woodruff.....	85
Gaultheria.....	Wintergreen.....	85
Gaura.....	Wand Flower.....	98
Geranium.....	Cranesbill.....	98-99
Gleditsia.....	Honeylocust.....	27
Gypsophila.....	Baby's Breath.....	99
Hakonechloa.....	Japanese Forest Grass.....	81
Hamamelis.....	Witchhazel.....	27
Hedera helix.....	Hardy English Ivy.....	85
Helenium.....	Sneezeweed.....	99
Helictotrichon.....	Oat Grass.....	81
Heliopsis.....	False Sunflower.....	100
Helleborus.....	Lenten Rose.....	100
Hemerocallis.....	Daylily.....	100-101
Heptacodium miconioides.....	Seven-sonflower.....	28
Heuchera.....	Coral Bells.....	101-102
Hibiscus.....	Rose of Sharon.....	28
Hosta.....	Plantain Lilies.....	102-103
Hydrangea.....	Hydrangea.....	28-31
Hypericum.....	St. Johnswort.....	31
Iberis.....	Candytuft.....	103
Ilex.....	Holly.....	32-35
Imperata.....	Japanese Blood Grass.....	81
Iris.....	Iris.....	104-105
Itea virginicus.....	Virginia Sweetspire.....	35
Juniperus.....	Juniper.....	36-39
Kalmia.....	Mountain Laurel.....	39
Kerria japonica.....	Japanese Kerria.....	39
Kniphofia.....	Red Hot Poker.....	105
Kolkwitzia amabilis.....	Beauty Bush.....	39
Laburnum.....	Golden Chain Tree.....	40
Lamiastrum.....	Yellow Archangel.....	105
Lamium.....	Spotted Dead Nettle.....	106
Lavandula.....	Lavender.....	106
Leucanthemum.....	Shasta Daisy.....	106
Leucothoe.....	Leucothoe.....	40
Liatris.....	Gayfeather.....	107

INDEX OF LATIN NAMES

Latin Name	Plant	Page
Ligularia	Golden Ray	107
Ligustrum	Privet	40
Lindera benzoin	Spice Bush	40
Liquidambar styraciflua	Sweetgum	41
Liriodendron	Tulip Poplar	41
Liriope	Lily Turf	85
Lobelia	Cardinal Flower	107
Lonicera	Honeysuckle	41
Lupinus	Lupine	108
Lysimachia	Creeping Jenny.....	108
Magnolia	Magnolia.....	41-42
Malus	Apple-Crabapple	42-43
Matteucia.....	Ostrich Fern	78
Metasequoia glyptostroboides	Dawn Redwood.....	43
Microbiota decussata.....	Russian Cypress	43
Miscanthus	Maiden Grass	81-82
Molinia	Moor Grass	82
Monarda	Bee Balm	108
Muhlenbergia.....	Muhly Grass.....	82
Myrica	Bayberry	43
Nepeta	Catmint.....	108
Nipponanthem.....	Montauk Daisy.....	109
Nyssa sylvatica	Tupelo (Sour Gum)	44
Osmunda	Ferns.....	78
Oxydendrum arboreum	Sourwood.....	44
Pachysandra.....	Japanese Spurge	85
Paeonia	Peony.....	109-110
Panicum.....	Switch Grass	82
Papaver.....	Oriental Poppy	110
Parthenocissus tricuspidata.....	Boston Ivy	44
Pennisetum	Fountain Grass	83
Penstemon	Beard Tongue.....	110
Perovskia	Russian Sage.....	111
Philadelphus	Mockorange	44
Phlox	Phlox	111-112
Physocarpus.....	Ninebark	45
Physostegia.....	Obedient Plant.....	112
Picea.....	Spruce.....	45-48
Pieris	Andromeda	48-49
Pinus	Pine	49-50
Platanus acerifolia 'Bloodgood'	London Plane	51
Platycodon.....	Balloon Flower.....	112
Polemonium.....	Jacob's Ladder	112
Polygonatum.....	Solomon's Seal	113

INDEX OF LATIN NAMES

Latin Name	Plant	Page
Polystichum	Christmas Fern	78
Potentilla fruticosa	Bush Cinquefoil	51
Prunus	Cherry, Plum, Almond, Peach.....	51-53
Pseudotsuga menziesii.....	Douglas Fir	53
Pulmonaria	Lungwort	113
Pyrus	Pear	54
Quercus	Oak.....	54-55
Rhododendron	Rhododendron.....	55-57
Rhus	Sumac.....	57
Ribes	Currant.....	57
Rodgersia.....	Rodger's Flower.....	113
Rosa	Rose.....	58-59
Rudbeckia.....	Black-Eyed Susan	113-114
Salix	Willow.....	59
Salvia	Meadow Sage.....	114
Sambucus	Elderberry	60
Sarcococca hookeriana.....	Sweetbox	60
Scabiosa	Pincushion Flower.....	114
Schizachyrium	Little Blue Stem	83
Schizophragma hydrangeoides	Japanese Hydrangea Vine.....	60
Sciadopitys verticillata	Umbrella Pine	60
Sedum	Stonecrop	115
Sempervivum.....	Hens and Chicks.....	115
Skimmia	Japanese Skimmia	60
Sorbaria sorbifolia.....	Ash Leaf Spirea.....	62
Sporobolus.....	Prairie Dropseed.....	83
Spigelia	Pinkroot	116
Spiraea.....	Spirea.....	61
Stachys	Lamb's Ears.....	116
Stephanandra	Stephanandra.....	62
Stewartia.....	Stewartia.....	62
Stokesia	Stoke's Aster.....	116
Styrax	Styrax	62
Symphoricarpos	Symphoricarpos	62
Syringa	Lilac	63-65
Taxodium distichum	Bald Cypress.....	65
Taxus.....	Yew	66
Teucreum.....	Germander	116
Thalictrum	Meadow Rue.....	116
Thuja.....	Arborvitae.....	66-67
Thymus	Creeping Thyme.....	86
Tiarella	Foamflower.....	116
Tilia.....	Linden	67
Tsuga.....	Hemlock	68

INDEX OF LATIN NAMES

<u>Latin Name</u>	<u>Plant</u>	<u>Page</u>
Tricyrtis.....	Toad Lily.....	117
Ulmus.....	Elm.....	68
Vaccinium.....	Blueberry.....	69
Veronica.....	Speedwell.....	117
Veronicastrum.....	Culver's Root.....	117
Viburnum.....	Viburnum.....	69-73
Vinca Minor.....	Myrtle.....	86
Weigela.....	Weigela.....	74
Wisteria.....	Wisteria.....	74-75
Zelkova.....	Zelkova.....	75

INDEX OF COMMON NAMES

Plant	Latin Name	Page
Abelia, Glossy	Abelia	1
Alder	Alnus	6
Almond	Prunus.....	52
Andromeda.....	Pieris.....	48-49
Apple, Crabapple.....	Malus.....	42-43
Arborvitae.....	Thuja	66-67
Aster, Stoke's	Stokesia	116
Azalea	Azalea.....	7-8
Baby's Breath	Gypsophila.....	99
Balloon Flower	Platycodon	112
Barberry	Berberis	9
Barrenwort.....	Epimedium.....	96
Bayberry.....	Myrica.....	43
Bearberry.....	Arcostaphylos uva-ursi.....	84
Beard Tongue	Penstemon.....	110
Beauty Bush	Kolkwitzia amabilis.....	39
Bee Balm.....	Monarda.....	108
Beech	Fagus sylvatica.....	26
Bell Flower	Campanula.....	91
Bergenia, Heartleaf	Bergenia.....	90
Beautyberry	Callicarpa.....	13
Birch	Betula	9-10
Black-Eyed Susan	Rudbeckia	113-114
Blanket Flower	Gaillardia	98
Blueberry.....	Vaccinium.....	69
Blue Mist.....	Caryopteris.....	14
Blue Star.....	Amsonia.....	88
Boxwood	Buxus.....	11-13
Bugbane	Cimicifuga	92-93
Bugleweed.....	Ajuga	84
Butterfly Bush.....	Buddleia.....	10-11
Butterfly Weed	Asclepias	89
Button Bush.....	Cephalanthus occidentalis.....	15
Candytuft.....	Iberis.....	103
Cardinal Flower	Lobelia.....	107
Carnations, Hardy	Dianthus.....	94-95
Cedar.....	Cedrus	15
Cedar, Eastern Red.....	Juniperus virginiana	39
Cedar, Japanese.....	Cryptomeria japonica	23
Cherry	Prunus.....	52-53
Chokeberry	Aronia.....	7
Chrysanthemum, Hardy.....	Dendranthemum.....	94
Cinquefoil, Bush.....	Potentilla fruticosa	51

INDEX OF COMMON NAMES

Plant	Latin Name	Page
Clematis	Clematis.....	19
Columbine.....	Aquilegia	88
Cone Flower	Echinacea.....	96
Cornflower	Centaurea.....	91
Cotoneaster.....	Cotoneaster	23
Cranesbill	Geranium.....	98-99
Cypress, Bald.....	Taxodium distichum.....	65
Cypress, Russian.....	Microbiota decussata.....	43
Daisy, Montauk.....	Nipponantheum.....	109
Daisy, Shasta	Leucanthemum.....	106
Daylily.....	Hemerocallis.....	100-101
Deutzia	Deutzia	24
Dogwood	Cornus	20-22, 84
Elderberry.....	Sambucus.....	60
Elm.....	Ulmus	68
Enkianthus, Redvein	Enkianthus	24
Euonymous	Euonymous	25, 84
Falsecypress.....	Chamaecyparis.....	16-18
False Indigo.....	Baptisia.....	90
Fern, Sweet.....	Comptonia peregrina	19
Fir	Abies	1
Fir, Douglas.....	Pseudotsuga menziesii.....	53
Forget-Me-Not, Blue.....	Brunnera	91
Forsythia.....	Forsythia	26
Fothergilla	Fothergilla.....	26
Foxglove.....	Digitalis	95
Fringe Tree	Chionanthus	18
Germander.....	Teucreum.....	116
Goatsbeard.....	Aruncus	89
Golden Chain Tree.....	Laburnum	40
Golden Ray.....	Ligularia	107
Hawthorne.....	Crataegus	23
Hemlock, Canadian.....	Tsuga canadensis.....	68
Hens and Chicks	Sempervivum	115
Holly	Ilex	32-35
Honeylocust.....	Gleditsia.....	27
Honeysuckle	Lonicera.....	41
Honeysuckle, Bush	Diervilla.....	24
Hornbeam, European.....	Carpinus betulus.....	14
Horsechestnut (Buckeye).....	Aesculus	5-6
Hosta (Plantain Lilies).....	Hosta	102-103
Hydrangea	Hydrangea.....	28-31
Hydrangea Vine, Japanese.....	Schizophragma hydrangeoides.....	60

INDEX OF COMMON NAMES

Plant	Latin Name	Page
Hyssop.....	Agastache	87
Inkberry.....	Ilex glabra.....	33
Iris.....	Iris	104-105
Ivy, Boston	Parthenocissus tricuspidata	44
Ivy, Hardy English.....	Hedera helix.....	85
Jacob's Ladder.....	Polemonium.....	112
Joe Pye Weed	Eupatorium	97
Juniper.....	Juniperus.....	36-39
Katsura	Cercidiphyllum japonicum	15
Kerria, Japanese.....	Kerria japonica.....	39
Lady's Mantle.....	Alchemilla	87
Lamb's Ears.....	Stachys	116
Larkspur	Delphinium	94
Lavender.....	Lavandula	106
Leucothoe.....	Leucothoe	40
Lilac	Syringa	63-65
Lily of the Valley.....	Convallaria.....	84
Lily Turf.....	Liriope	85
Linden, Little Leaf	Tilia cordata.....	67
London Plane.....	Platanus acerifolia 'Bloodgood'	51
Lungwort.....	Pulmonaria.....	113
Magnolia	Magnolia.....	41-42
Maple	Acer	2-5
Meadow Rue.....	Thalictrum	116
Meadowsweet	Filipendula.....	97
Mockorange.....	Philadelphus.....	44
Monkshood.....	Aconitum	87
Mountain Laurel	Kalmia.....	39
Mountain Pinks.....	Phlox subulata.....	112
Myrtle.....	Vinca Minor.....	86
Nettle, Spotted Dead	Lamium	106
Ninebark.....	Physocarpus	45
Oak.....	Quercus.....	54-55
Obedient Plant	Physostegia	112
Pachysandra (Japanese Spurge)	Pachysandra.....	85
Pea, Weeping.....	Caragana arborescens pendula	14
Pear	Pyrus.....	54
Peony	Paeonia	109-110
Phlox.....	Phlox	111-112
Pincushion Flower	Scabiosa.....	114
Pine	Pinus.....	49-50
Pine, Umbrella.....	Sciadopitys verticillata	60
Plum.....	Prunus.....	51-52

INDEX OF COMMON NAMES

Plant	Latin Name	Page
Plumbago (Leadwort).....	Ceratostigma.....	92
Poppy, Oriental.....	Papaver.....	110
Privet.....	Ligustrum.....	40
Quince, Flowering.....	Chaenomeles.....	16
Redbud.....	Cercis canadensis.....	16
Red Bud Hazel.....	Disanthus cercidifolius.....	24
Red Hot Poker.....	Kniphofia.....	105
Redwood, Dawn.....	Metasequoia glyptostroboides.....	43
Rhododendron.....	Rhododendron.....	55-57
Rodger's Flower.....	Rodgersia.....	113
Rose.....	Rosa.....	58-59
Rose of Sharon.....	Hibiscus.....	28
Rose, Lenten.....	Helleborus.....	100
Sage, Meadow.....	Salvia.....	114
Sage, Russian.....	Perovskia.....	111
Sedge.....	Carex.....	80
Seven-son Flower.....	Heptacodium miconioides.....	28
Serviceberry (Shadblow).....	Amelanchier.....	6
Skimmia, Japanese.....	Skimmia.....	60
Smoke Bush, Purple.....	Cotinus coggygia.....	22
Sneezeweed.....	Helenium.....	99
Snow in Summer.....	Cerastium.....	92
Solomon's Seal.....	Polygonatum.....	113
Sourwood.....	Oxydendrum arboreum.....	44
Speedwell.....	Veronica.....	117
Spice Bush.....	Lindera benzoin.....	40
Spirea.....	Spiraea.....	61
Spirea, Ash Leaf.....	Sorbaria sorbifolia.....	62
Spirea, False.....	Astilbe.....	90
Spruce.....	Picea.....	45-48
Spurge, Cushion.....	Euphorbia.....	97
St. Johnswort.....	Hypericum.....	31
Stephanandra.....	Stephanandra.....	62
Stewartia.....	Stewartia.....	62
Stonecrop.....	Sedum.....	115
Styrax.....	Styrax.....	62
Sumac.....	Rhus.....	57
Summersweet.....	Clethra.....	18
Sunflower, False.....	Heliopsis.....	100
Sweet Flag.....	Acorus.....	79
Sweetbox.....	Sarcococca hookeriana.....	60
Sweetgum.....	Liquidambar styraciflua.....	41
Sweetshrub.....	Calycanthus floridus.....	13

INDEX OF COMMON NAMES

Plant	Latin Name	Page
Sweetspire, Virginia.....	Itea virginicus	35
Symphoricarpos	Symphoricarpos	62
Thyme, Creeping	Thymus.....	86
Tickseed	Coreopsis	93
Toad Lily.....	Tricyrtis	117
Trumpet Vine.....	Campsis	13
Tupelo (Sour Gum).....	Nyssa sylvatica.....	44
Turtlehead.....	Chelone.....	92
Viburnum	Viburnum.....	69-73
Walking Stick, Harry Lauder's	Corylus avellana.....	22
Wand Flower	Gaura.....	98
Weigela	Weigela.....	74
Willow.....	Salix	59
Windflower.....	Anemone	88
Winterberry	Ilex verticillata	35
Wintergreen	Gaultheria procumbens.....	85
Winterhazel	Corylopsis	22
Wisteria	Wisteria	74-75
Witchhazel.....	Hamamelis.....	27
Woodruff, Sweet.....	Galium.....	85
Wormwood.....	Artemisia	89
Yarrow	Achillea	87
Yew.....	Taxus.....	66
Zelkova.....	Zelkova	75